

NF7FX Standard Compressor R134a 115-127V 60Hz

General

Code number	105G5733
Approvals	UL984
Compressors on pallet	80

Application

Application	LBP/MBP			
	Hz	50	60	
Frequency	Hz	50	60	
Evaporating temperature	°F	-	-31 to 45	
Voltage range	V	-	95 - 135	
Max. condensing temperature continuous (short)	°F	-	140 (158)	
Max. winding temperature continuous (short)	°F	-	257 (275)	

Cooling requirements

Frequency	Hz	50			60		
		LBP	MBP	HBP	LBP	MBP	HBP
90°F		-	-	-	O	O	-
100°F		-	-	-	O	O	-
110°F		-	-	-	O	O	-
Remarks on application:							

Motor

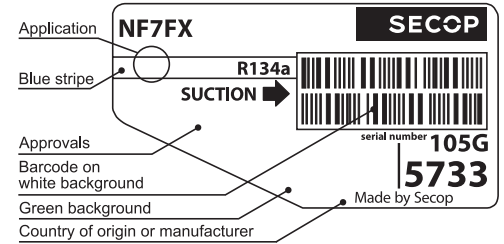
Motor type	CSIR		
LRA (rated after 4 sec. UL984), HST LST	A	28.0	-
Cut in Current, HST LST	A	28.0	-
Resistance, main start winding (77°F)	Ω	1.9	6.6

Design

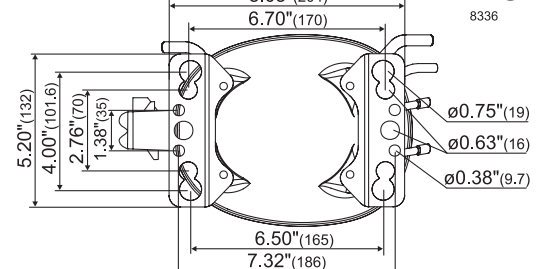
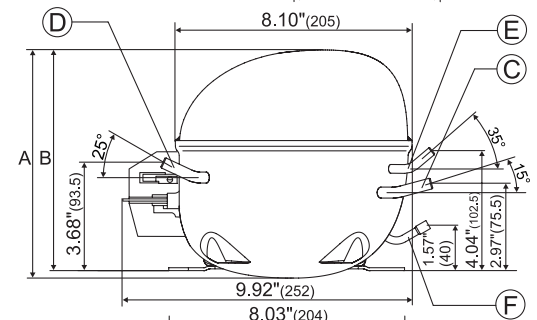
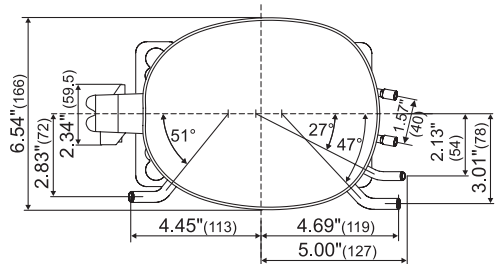
Displacement	cu.in	0.44
Oil quantity (type)	fl.oz.	10.8 (polyolester)
Maximum refrigerant charge	oz.	17.5
Free gas volume in compressor	fl.oz.	79.7
Weight without electrical equipment	lbs.	22.0

Dimensions

Height	inch	A	7.76
		B	7.52
		B1	-
		B2	-
Suction connector	location, I.D. in. angle	C	0.320-0.327 15°
	material comment		Copper Rubber plug
Process connector	location, I.D. in. angle	D	0.252-0.259 25°
	material comment		Copper Rubber plug
Discharge connector	location, I.D. in. angle	E	0.252-0.259 35°
	material comment		Copper Rubber plug
Oil cooler connector	location, I.D. in. angle	F	0.252-0.259 -
	material comment		Copper Rubber plug
Remarks:			



- S = Static cooling normally sufficient
- O = Oil cooling
- F₁ = Fan cooling 1.5 m/s (compressor compartment temperature equal to ambient temperature)
- F₂ = Fan cooling 3.0 m/s necessary
- SG = Suction gas cooling normally sufficient
- = not applicable in this area



ASHRAE LBP

115V, 60Hz, fan cooling F₁

Evap. temp. in °F	-49	-40	-30	-20	-13	-10	0	10	14	20	30	32	40	45	50	59	68
Capacity in BTU/h			414	618	782	858	1147	1495	1656	1918	2428	2544	3037	3383			
Power cons. in W			145	181	205	215	247	279	291	310	341	347	372	388			
Current cons. in A			2.97	3.14	3.26	3.32	3.50	3.70	3.78	3.90	4.11	4.16	4.33	4.45			
EER in BTU/Wh			2.85	3.42	3.82	4.00	4.63	5.36	5.69	6.19	7.12	7.33	8.16	8.72			

ASHRAE MBP

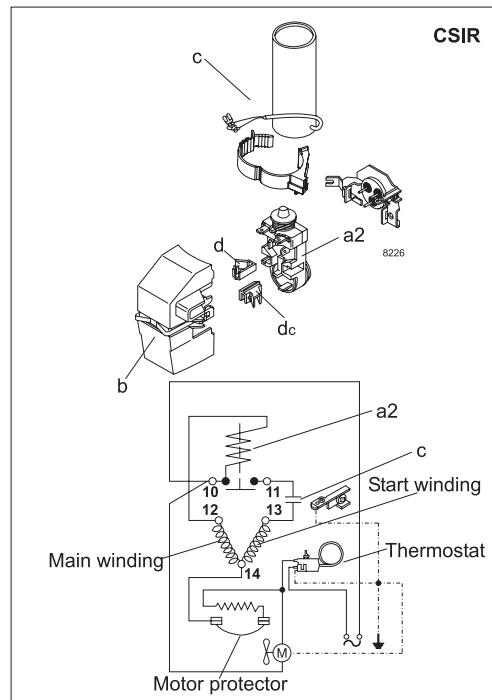
115V, 60Hz, fan cooling F₁

Evap. temp. in °F	-49	-40	-30	-20	-13	-10	0	10	14	20	30	32	40	45	50	59	68
Capacity in BTU/h			368	550	695	763	1019	1328	1475	1703	2153	2264	2692	2997			
Power cons. in W			145	181	205	215	247	279	291	310	341	347	372	388			
Current cons. in A			2.97	3.14	3.26	3.32	3.50	3.70	3.78	3.90	4.11	4.16	4.33	4.45			
EER in BTU/Wh			2.54	3.04	3.39	3.55	4.12	4.76	5.07	5.49	6.32	6.52	7.24	7.73			

EN 12900 Household (CECOMAF)

115V, 60Hz, fan cooling F₁

Evap. temp. in °F	-49	-40	-30	-20	-13	-10	0	10	14	20	30	32	40	45	50	59	68
Capacity in W			98	147	186	204	272	355	396	454	574	606	717	799			
Power cons. in W			145	181	205	215	247	279	291	310	341	347	372	388			
Current cons. in A			2.97	3.14	3.26	3.32	3.50	3.70	3.78	3.90	4.11	4.16	4.33	4.45			
COP in W/W			0.67	0.81	0.90	0.94	1.10	1.27	1.36	1.46	1.68	1.75	1.92	2.05			



Accessories for	NF7FX	Figure	Code number	Test conditions	ASHRAE LBP	ASHRAE MBP	EN 12900/CECOMAF
Starting relay	1/4 in. spade connect.	a2	117U4061	Condensing temp.	130°F	130°F	131°F
Protector 3/4 in.	Texas Instruments		MRP30AEN-6	Ambient temp.	90°F	95°F	90°F
Protector 3/4 in.	Electrica		T 0772/06	Suction gas temp.	90°F	95°F	90°F
Start. capacitor 280 µF	1/4 in. spade connect.	c	117U5025	Liquid temperature	90°F	115°F	131°F
Cover		b	117U1021				
Cord relief		d	117U0349				
Cord relief for capacitor		dc	117U0349				
Mounting accessories					Code number		
Bolt joint for one comp.					Ø: 5/8 in.	118-1917	
Bolt joint in quantities					Ø: 5/8 in.	118-1918	
Snap-on in quantities					Ø: 5/8 in.	118-1919	

Secop accepts no responsibility for possible errors in catalogs, brochures, and other printed material. Secop reserves the right to alter its products without notice. This also applies to products already on order provided that such alterations can be made without subsequential changes being necessary to specifications already agreed. All trademarks in this material are the property of the respective companies. Secop and the Secop logotype are trademarks of Secop GmbH. All rights reserved. www.secop.com