

## FF10GX Universal Compressor R134a 115V 60Hz

### General

Code number	103G5980
Approvals	UL984
Compressors on pallet	80

### Application

Application	LBP/HBP			
	Hz	50	60	
Frequency	Hz	50	60	
Evaporating temperature	°F	-	-22 to 50	
Voltage range	V	-	103 - 127	
Max. condensing temperature continuous (short)	°F	-	140 (158)	
Max. winding temperature continuous (short)	°F	-	257 (275)	

### Cooling requirements

Frequency	Hz	50			60		
		LBP	MBP	HBP	LBP	MBP	HBP
Application							
90°F		-	-	-	F <sub>1</sub>	F <sub>1</sub>	F <sub>1</sub>
100°F		-	-	-	F <sub>1</sub>	F <sub>1</sub>	F <sub>1</sub>
110°F		-	-	-	F <sub>1</sub>	F <sub>1</sub>	F <sub>1</sub>
Remarks on application:							

### Motor

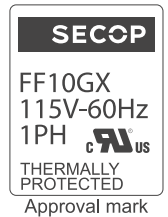
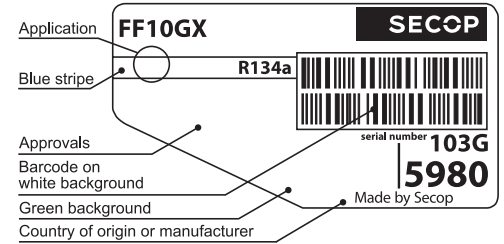
Motor type	CSIR		
LRA (rated after 4 sec. UL984), HST   LST	A	29.9	-
Cut in Current, HST   LST	A	29.9	-
Resistance, main   start winding (77°F)	Ω	1.7	5.4

### Design

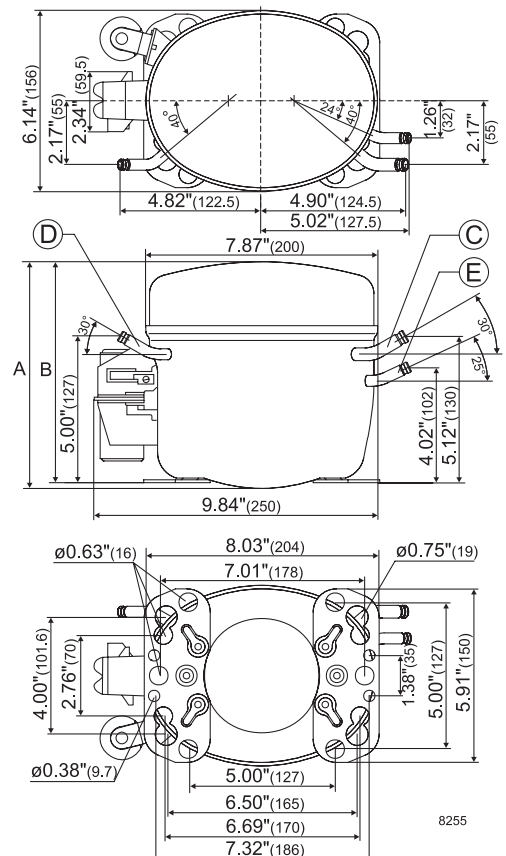
Displacement	cu.in	0.55
Oil quantity (type)	fl.oz.	13.5 (polyolester)
Maximum refrigerant charge	oz.	32.0
Free gas volume in compressor	fl.oz.	47.3
Weight without electrical equipment	lbs.	23.3

### Dimensions

Height	inch	A	7.72
		B	7.52
		B1	-
		B2	-
Suction connector	location, I.D. in.   angle	C	0.320-0.327   30°
	material   comment		Cu-plated steel   Al cap
Process connector	location, I.D. in.   angle	D	0.252-0.259   30°
	material   comment		Cu-plated steel   Al cap
Discharge connector	location, I.D. in.   angle	E	0.252-0.259   25°
	material   comment		Cu-plated steel   Al cap
Oil cooler connector	location, I.D. in.   angle	F	-
	material   comment		-
Remarks:			



- S = Static cooling normally sufficient
- O = Oil cooling
- F<sub>1</sub> = Fan cooling 1.5 m/s (compressor compartment temperature equal to ambient temperature)
- F<sub>2</sub> = Fan cooling 3.0 m/s necessary
- SG = Suction gas cooling normally sufficient
- = not applicable in this area



**ASHRAE LBP**

115V, 60Hz, fan cooling F<sub>1</sub>

Evap. temp. in °F	-49	-40	-30	-20	-13	-10	0	10	14	20	30	32	40	45	50	59	68
Capacity in BTU/h				474	635	716	1041	1450	1643	1945	2526	2656	3194	3562	3953		
Power cons. in W				191	220	232	274	316	333	359	402	411	446	468	491		
Current cons. in A				3.50	3.61	3.66	3.86	4.10	4.21	4.37	4.67	4.73	5.00	5.17	5.34		
EER in BTU/Wh				2.48	2.89	3.09	3.80	4.59	4.94	5.42	6.28	6.48	7.16	7.61	8.06		

**ASHRAE HBP**

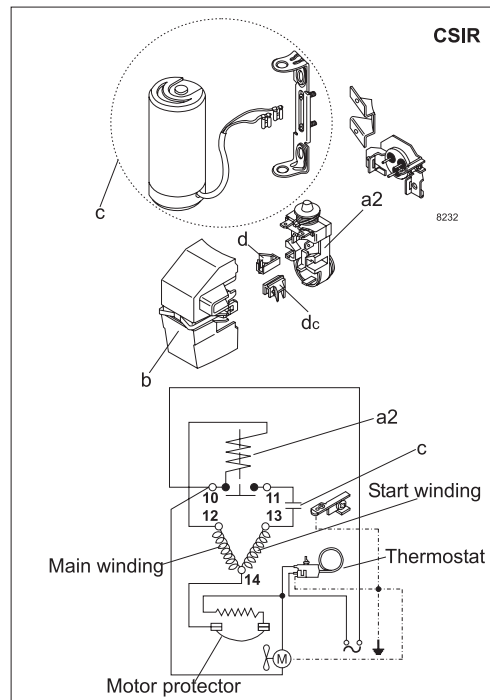
115V, 60Hz, fan cooling F<sub>1</sub>

Evap. temp. in °F	-49	-40	-30	-20	-13	-10	0	10	14	20	30	32	40	45	50	59	68
Capacity in BTU/h				420	563	635	923	1285	1462	1721	2234	2363	2823	3147	3490		
Power cons. in W				191	220	232	274	316	333	359	402	411	446	468	491		
Current cons. in A				3.50	3.61	3.66	3.86	4.10	4.21	4.37	4.67	4.73	5.00	5.17	5.34		
EER in BTU/Wh				2.20	2.56	2.74	3.37	4.06	4.40	4.80	5.55	5.76	6.33	6.72	7.11		

**EN 12900 Household (CECOMAF)**

115V, 60Hz, fan cooling F<sub>1</sub>

Evap. temp. in °F	-49	-40	-30	-20	-13	-10	0	10	14	20	30	32	40	45	50	59	68
Capacity in W				113	152	171	249	346	386	464	602	635	760	847	939		
Power cons. in W				191	220	232	274	316	333	359	402	411	446	468	491		
Current cons. in A				3.50	3.61	3.66	3.86	4.10	4.20	4.37	4.67	4.73	5.00	5.17	5.34		
COP in W/W				0.59	0.69	0.74	0.91	1.10	1.16	1.29	1.50	1.52	1.70	1.81	1.91		



Accessories for	FF10GX	Figure	Code number
Starting relay	1/4 in. spade connect.	a2	117U4061
Protector 3/4 in.	Texas Instruments		MRP30AEN-6
Protector 3/4 in.	Electrica		T 0772/06
Cover		b	117U1021
Start. capacitor 320 µF	1/4 in. spade connect.	c	117U5040
Cord relief		d	117U0349
Cord relief for capacitor		dc	117U0349

Test conditions	ASHRAE LBP	ASHRAE HBP	EN 12900/CECOMAF
Condensing temp.	130°F	130°F	131°F
Ambient temp.	90°F	95°F	90°F
Suction gas temp.	90°F	95°F	90°F
Liquid temperature	90°F	115°F	131°F

Mounting accessories	Code number	
Bolt joint for one comp.	Ø: 5/8 in.	118-1917
Bolt joint in quantities	Ø: 5/8 in.	118-1918
Snap-on in quantities	Ø: 5/8 in.	118-1919

Secop accepts no responsibility for possible errors in catalogs, brochures, and other printed material. Secop reserves the right to alter its products without notice. This also applies to products already on order provided that such alterations can be made without consequential changes being necessary to specifications already agreed. All trademarks in this material are the property of the respective companies. Secop and the Secop logotype are trademarks of Secop GmbH. All rights reserved. [www.secop.com](http://www.secop.com)