

GS21CLX LBP Compressor R404A/R507 208-230V 60Hz

General

Code number	107B0506
Approvals	UL984
Compressors on pallet	48

Application

Application	LBP			
Frequency	Hz	50	60	
Evaporating temperature	°C	-	-40 to -10	
Voltage range	V	-	187 - 254	
Max. condensing temperature continuous (short)	°C	-	50 (60)	
Max. winding temperature continuous (short)	°C	-	125 (135)	

Cooling requirements

Frequency	Hz	50			60		
Application		LBP	MBP	HBP	LBP	MBP	HBP
32°C		-	-	-	F ₂	-	-
38°C		-	-	-	F ₂	-	-
43°C		-	-	-	F ₂	-	-
Remarks on application:							

Motor

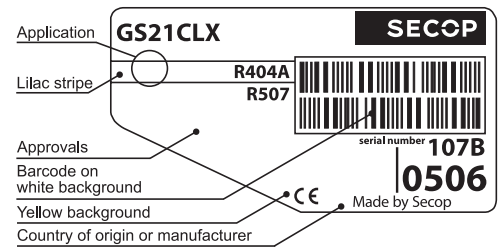
Motor type	CSR		
LRA (rated after 4 sec. UL984), HST LST	A	27.2	-
Cut in Current, HST LST	A	27.2	-
Resistance, main start winding (25°C)	Ω	2.6	5.0

Design

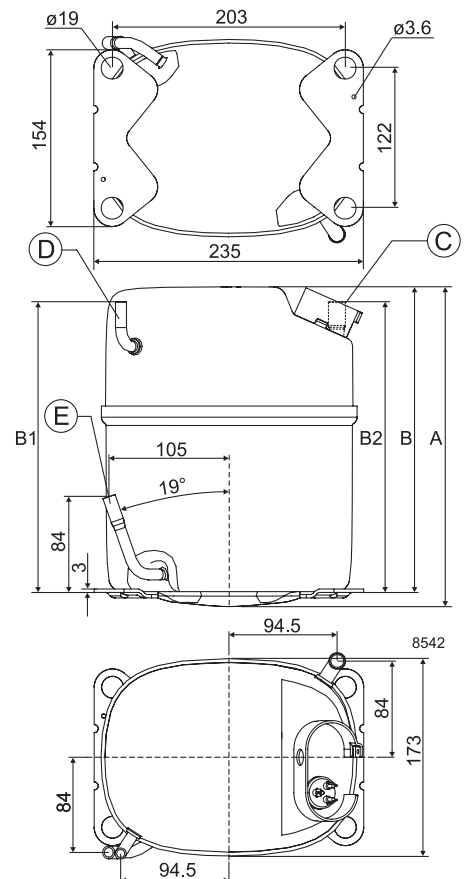
Displacement	cm ³	21.20
Oil quantity (type)	cm ³	900 (polyolester)
Maximum refrigerant charge	g	2000
Free gas volume in compressor	cm ³	3220
Weight without electrical equipment	kg	20.0

Dimensions

Height	mm	A	279
		B	247
		B1	234
		B2	234
Suction connector	location/I.D. mm angle	C	12.9 90°
	material comment		Copper Rubber plug
Process connector	location/I.D. mm angle	D	6.5 90°
	material comment		Copper Rubber plug
Discharge connector	location/I.D. mm angle	E	8.2 19°
	material comment		Copper Rubber plug
Oil cooler connector	location/I.D. mm angle	F	-
	material comment		-
Connector tolerance	I.D. mm		12.9±0.15, 8.2 ±0.05, 6.5 ±0.10
Remarks:			



- S = Static cooling normally sufficient
- O = Oil cooling
- F₁ = Fan cooling 1.5 m/s (compressor compartment temperature equal to ambient temperature)
- F₂ = Fan cooling 3.0 m/s necessary
- SG = Suction gas cooling normally sufficient
- = not applicable in this area



EN 12900

230V, 60Hz, fan cooling F₂

Evap. temp. in °C	-45	-40	-35	-30	-25	-23.3	-20	-15	-10	-6.7	-5	0	5	7.2	10	15	20
Capacity in W		475	674	905	1172	1270	1480	1837	2246								
Power cons. in W		559	668	770	868	900	966	1069	1180								
Current cons. in A		2.44	2.90	3.35	3.81	3.96	4.26	4.71	5.16								
COP in W/W		0.85	1.01	1.18	1.35	1.41	1.53	1.72	1.90								

ARI 540-99 (LBP1)

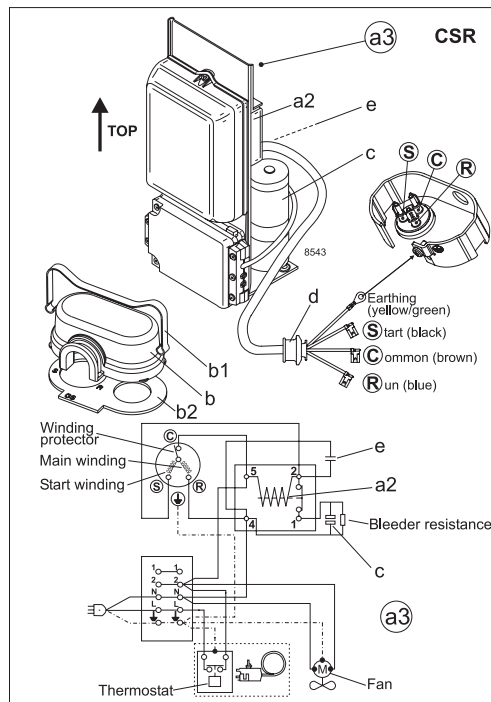
230V, 60Hz, fan cooling F₂

Evap. temp. in °C	-45	-40	-35	-30	-25	-23.3	-20	-15	-10	-6.7	-5	0	5	7.2	10	15	20
Capacity in W		322	492	682	898	976	1145	1428	1753								
Power cons. in W		508	643	768	887	926	1004	1123	1248								
Current cons. in A		2.29	2.82	3.35	3.87	4.05	4.40	4.92	5.44								
COP in W/W		0.63	0.76	0.89	1.01	1.05	1.14	1.27	1.41								

ARI 540-99 (LBP2)

230V, 60Hz, fan cooling F₂

Evap. temp. in °C	-45	-40	-35	-30	-25	-23.3	-20	-15	-10	-6.7	-5	0	5	7.2	10	15	20
Capacity in W		445	634	853	1105	1198	1397	1735	2123								
Power cons. in W		556	667	770	870	902	969	1072	1184								
Current cons. in A		2.43	2.89	3.35	3.81	3.96	4.27	4.72	5.18								
COP in W/W		0.80	0.95	1.11	1.27	1.33	1.44	1.62	1.79								



Accessories for GS21CLX	Figure	Code number	Test conditions	EN 12900	ARI 540-99 (LBP1)	ARI 540-99 (LBP2)
Starting device 600 mm cable length	a3	117-7073	Condensing temperature	40°C	48.9°C	40.6°C
			Ambient temperature	32°C	35°C	35°C
			Suction gas temperature	20°C	4.4°C	4.4°C
			Liquid temperature	no subcooling	no subcooling	no subcooling
Cover	b	107B9106 *)				
Clamp	b1	107B9104 *)				
Gasket	b2	107B9100 *)				
Starting relay	a2	Components of starting device	Mounting accessories			
Start. capacitor	c		Code number			
Run capacitor	e		Bolt joint for one comp. 107B9150			
*) Remarks: Cover, clamp, gasket parts of compressor			Bolt joint in quantities -			
			Snap-on in quantities -			

Secop accepts no responsibility for possible errors in catalogs, brochures, and other printed material. Secop reserves the right to alter its products without notice. This also applies to products already on order provided that such alterations can be made without consequential changes being necessary to specifications already agreed. All trademarks in this material are the property of the respective companies. Secop and the Secop logotype are trademarks of Secop GmbH. All rights reserved. www.secop.com