

NF9FX Standard Compressor R134a 220V 50Hz

General

Code number	105G6841
Approvals	EN 60335-2-34, UL984
Compressors on pallet	80

Application

Application	LBP/MBP			
	Hz	50	60	
Frequency	Hz	50	60	
Evaporating temperature	°F	-30 to 45	-	
Voltage range	V	198 - 242	-	
Max. condensing temperature continuous (short)	°F	140 (158)	-	
Max. winding temperature continuous (short)	°F	257 (275)	-	

Cooling requirements

Frequency	Hz	50			60		
		LBP	MBP	HBP	LBP	MBP	HBP
90°F		F ₁	F ₁	-	-	-	-
100°F		F ₁	F ₁	-	-	-	-
110°F		-	-	-	-	-	-
Remarks on application:							

Motor


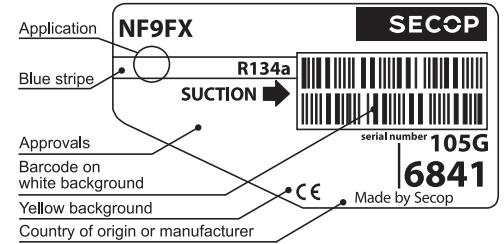
Motor type	CSIR		
LRA (rated after 4 sec. UL984), HST LST	A	15.8	-
Cut in Current, HST LST	A	15.8	-
Resistance, main start winding (77°F)	Ω	5.8	12.6

Design

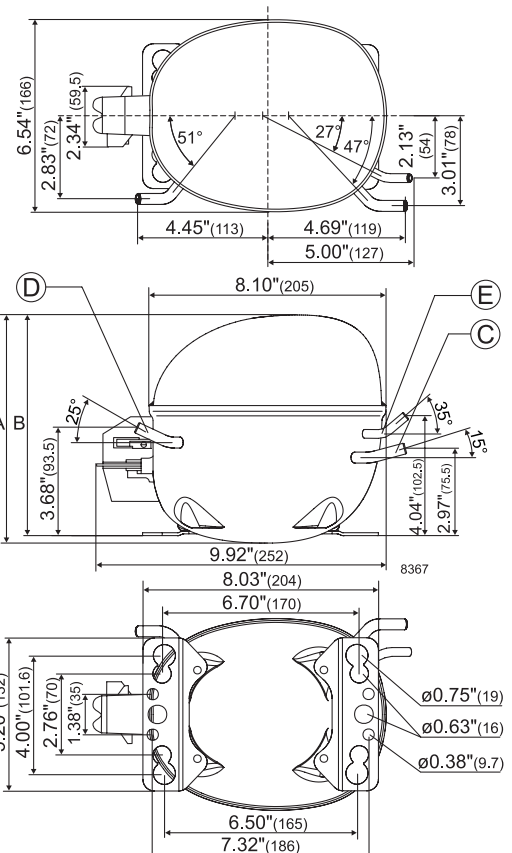
Displacement	cu.in	0.51
Oil quantity (type)	fl.oz.	9.13 (polyolester)
Maximum refrigerant charge	oz.	14.1
Free gas volume in compressor	fl.oz.	79.7
Weight without electrical equipment	lbs.	23.0

Dimensions

Height	inch	A	8.00
		B	7.76
		B1	-
		B2	-
Suction connector	location, I.D. in. angle	C	0.320-0.327 15°
		material comment	Copper Rubber plug
Process connector	location, I.D. in. angle	D	0.252-0.259 25°
		material comment	Copper Rubber plug
Discharge connector	location, I.D. in. angle	E	0.252-0.259 35°
		material comment	Copper Rubber plug
Oil cooler connector	location, I.D. in. angle	F	-
		material comment	-
Remarks:			



- S = Static cooling normally sufficient
- O = Oil cooling
- F₁ = Fan cooling 1.5 m/s (compressor compartment temperature equal to ambient temperature)
- F₂ = Fan cooling 3.0 m/s necessary
- SG = Suction gas cooling normally sufficient
- = not applicable in this area



ASHRAE LBP

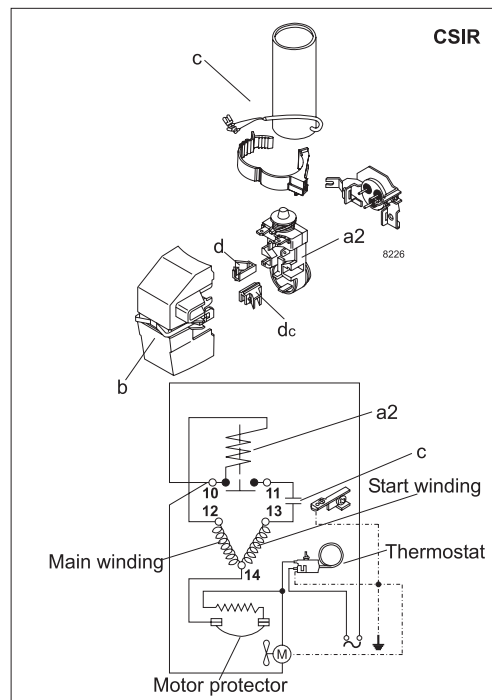
220V, 50Hz, fan cooling F₁

Evap. temp. in °F	-49	-40	-30	-20	-13	-10	0	10	14	20	30	40	41	45	50	59	68
Capacity in BTU/h			389	562	712	786	1061	1409	1566	1825	2331	2912	2978	3237			
Power cons. in W			151	180	200	209	238	269	281	299	330	361	365	377			
Current cons. in A			1.72	1.77	1.81	1.83	1.89	1.97	2.00	2.05	2.14	2.24	2.25	2.29			
EER in BTU/Wh			2.57	3.13	3.57	3.76	4.46	5.25	5.59	6.12	7.08	8.05	8.09	8.62			

EN 12900 Household (CECOMAF)

220V, 50Hz, fan cooling F₁

Evap. temp. in °F	-49	-40	-30	-20	-13	-10	0	10	14	20	30	40	41	45	50	59	68
Capacity in W			94	135	171	189	254	337	375	436	557	694	710	771			
Power cons. in W			151	180	200	209	238	269	281	299	330	361	365	377			
Current cons. in A			1.72	1.77	1.81	1.83	1.89	1.97	2.00	2.05	2.14	2.24	2.25	2.29			
COP in W/W			0.62	0.75	0.86	0.90	1.07	1.25	1.33	1.46	1.68	1.92	1.95	2.04			



Accessories for	NF9FX	Figure	Code number
Starting relay	1/4 in. spade connect.	a2	117U4140
Protector 3/4 in.	Texas Instruments		MRP56EN-6
Cover		b	117U1021
Start. capacitor 125 µF	1/4 in. spade connect.	c	117U5018
Cord relief		d	117U0349
Cord relief capacitor		dc	117U0349

Test conditions	ASHRAE LBP	EN 12900/CECOMAF
Condensing temp.	130°F	131°F
Ambient temp.	90°F	90°F
Suction gas temp	90°F	90°F
Liquid temperature	90°F	no subcooling

Mounting accessories	Code number
Bolt joint for one comp.	Ø: 5/8 in., 118-1917
Bolt joint in quantities	Ø: 5/8 in., 118-1918
Snap-on in quantities	Ø: 5/8 in., 118-1919

Secop accepts no responsibility for possible errors in catalogs, brochures, and other printed material. Secop reserves the right to alter its products without notice. This also applies to products already on order provided that such alterations can be made without subsequential changes being necessary to specifications already agreed. All trademarks in this material are the property of the respective companies. Secop and the Secop logotype are trademarks of Secop GmbH. All rights reserved. www.secop.com