

NL7.3CNX.2 LBP/MBP Compressor R290 115V 60Hz

General

Code number	105H6790
Approvals	UL984
Compressors on pallet	80

Application

Application	LBP/MBP			
	Hz	50	60	
Frequency	Hz	50	60	
Evaporating temperature	°F	-	-40 to 45	
Voltage range	V	-	95 - 135	
Max. condensing temperature continuous (short)	°F	-	131 (149)	
Max. winding temperature continuous (short)	°F	-	257 (275)	

Cooling requirements

Frequency	Hz	50			60		
		LBP	MBP	HBP	LBP	MBP	HBP
90°F		-	-	-	F ₂	F ₂	-
100°F		-	-	-	F ₂	F ₂	-
110°F		-	-	-	F ₂	F ₂	-
Remarks on application:							

Motor


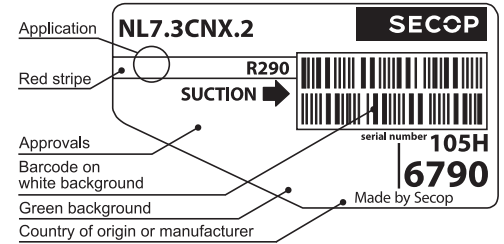
Motor type	CSIR		
LRA (rated after 4 sec. UL984), HST LST	A	26.4	-
Cut in Current, HST LST	A	26.4	-
Resistance, main start winding (77°F)	Ω	1.3	7.0

Design

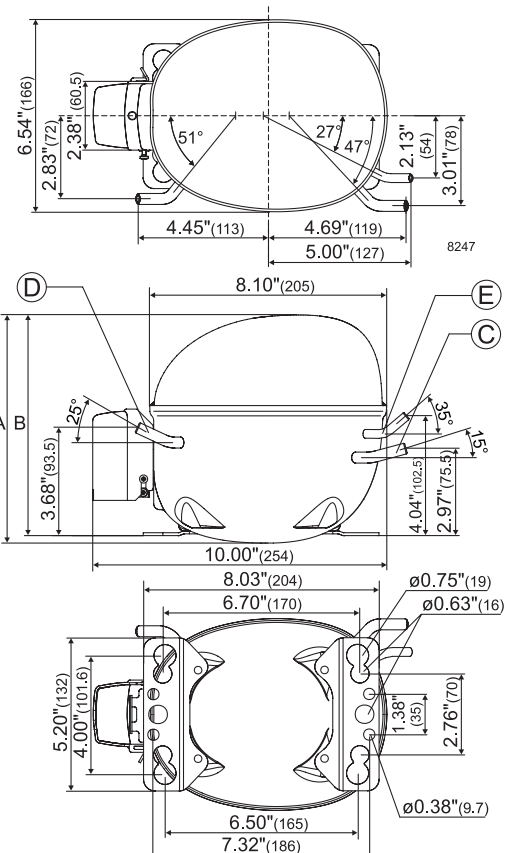
Displacement	cu.in	0.44
Oil quantity (type)	fl.oz.	9.13 (polyolester)
Maximum refrigerant charge	oz.	5.3
Free gas volume in compressor	fl.oz.	78.1
Weight without electrical equipment	lbs.	23.1

Dimensions

Height	inch	A	7.99
		B	7.76
		B1	-
		B2	-
Suction connector	location, I.D. in. angle	C	0.320-0.327 15°
		material comment	Copper Rubber plug
Process connector	location, I.D. in. angle	D	0.252-0.259 25°
		material comment	Copper Rubber plug
Discharge connector	location, I.D. in. angle	E	0.252-0.259 35°
		material comment	Copper Rubber plug
Oil cooler connector	location, I.D. in. angle	F	-
		material comment	-
Remarks:			



- S = Static cooling normally sufficient
- O = Oil cooling
- F₁ = Fan cooling 1.5 m/s (compressor compartment temperature equal to ambient temperature)
- F₂ = Fan cooling 3.0 m/s necessary
- SG = Suction gas cooling normally sufficient
- = not applicable in this area



ASHRAE LBP

115V, 60Hz, fan cooling F₂

Evap. temp. in °F	-49	-40	-30	-20	-13	-10	0	10	14	20	30	32	40	41	45	50	59
Capacity in BTU/h		579	824	1123	1369	1485	1920	2440	2673	3053	3772	3929	3929	4607	5071		
Power cons. in W		180	218	255	280	290	325	361	376	399	439	447	447	482	505		
Current cons. in A		3.30	3.44	3.61	3.75	3.82	4.06	4.33	4.45	4.63	4.97	5.04	5.04	5.34	5.54		
EER in BTU/Wh		3.23	3.78	4.41	4.90	5.12	5.90	6.75	7.11	7.65	8.59	8.78	8.78	9.55	10.04		

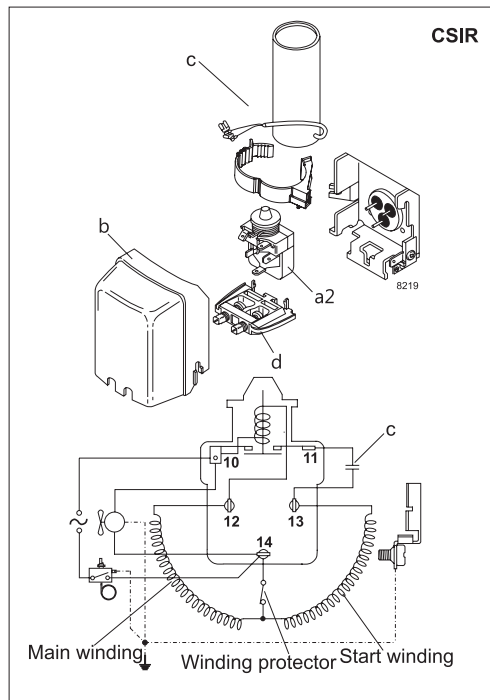
ASHRAE MBP/HBP

115V, 60Hz, fan cooling F₂

Evap. temp. in °F	-49	-40	-30	-20	-13	-10	0	10	14	20	30	32	40	41	45	50	59
Capacity in BTU/h		523	744	1014	1236	1340	1733	2200	2411	2753	3398	3540	4148	4229	4564		
Power cons. in W		180	218	255	280	290	325	361	376	399	439	447	482	487	505		
Current cons. in A		3.30	3.44	3.61	3.75	3.82	4.06	4.33	4.45	4.63	4.97	5.04	5.34	5.38	5.54		
EER in BTU/Wh		2.91	3.41	3.98	4.42	4.62	5.32	6.09	6.41	6.90	7.74	7.91	8.60	8.69	9.03		

EN 12900 Household (CECOMAF)* 115V, 60Hz, fan cooling F₂

Evap. temp. in °F	-49	-40	-30	-20	-13	-10	0	10	14	20	30	32	40	41	45	50	59
Capacity in W		157	229	315	385	418	539	682	745	847	1039	1080	1258	1281	1379		
Power cons. in W		179	213	245	267	276	307	338	351	371	407	414	445	450	466		
Current cons. in A		3.35	3.45	3.58	3.69	3.74	3.94	4.17	4.27	4.43	4.73	4.79	5.06	5.09	5.23		
COP in W/W		0.87	1.07	1.29	1.44	1.51	1.76	2.02	2.12	2.28	2.55	2.61	2.82	2.85	2.96		



Accessories for	NL7.3CNX.2	Figure	Code number
PTC starting device	1/4 in. spade connect.	a1	—
	3/16 in. spade connect.		—
Starting relay	1/4 in. spade connect.	a2	117U7013
Cover		b	103N2011
Start. capacitor 125 µF	1/4 in. spade connect.	c	117U5035
Cord relief		d	103N1010

Test conditions	ASHRAE LBP	ASHRAE MBP/HBP	EN 12900/CECOMAF*
Condensing temp.	130°F	130°F	113°F
Ambient temp.	90°F	90°F	90°F
Suction gas temp.	90°F	95°F	90°F
Liquid temperature	90°F	115°F	no subcooling

Mounting accessories		Code number
Bolt joint for one comp.	Ø: 5/8 in.	118-1917
Bolt joint in quantities	Ø: 5/8 in.	118-1918
Snap-on in quantities	Ø: 5/8 in.	118-1919

Secop accepts no responsibility for possible errors in catalogs, brochures, and other printed material. Secop reserves the right to alter its products without notice. This also applies to products already on order provided that such alterations can be made without consequential changes being necessary to specifications already agreed. All trademarks in this material are the property of the respective companies. Secop and the Secop logotype are trademarks of Secop GmbH. All rights reserved. www.secop.com