

SC12CLX.2 LBP Compressor R404A/R507 115V 60Hz

General

Code number	104L1686
Approvals	UL984
Compressors on pallet	80

Application

Application	LBP			
Frequency	Hz	50	60	
Evaporating temperature	°F	-	-49 to 14	
Voltage range	V	-	95 - 135	
Max. condensing temperature continuous (short)	°F	-	131 (140)	
Max. winding temperature continuous (short)	°F	-	257 (275)	

Cooling requirements

Frequency	Hz	50			60		
Application		LBP	MBP	HBP	LBP	MBP	HBP
90°F		-	-	-	F ₂	-	-
100°F		-	-	-	F ₂	-	-
110°F		-	-	-	F ₂	-	-
Remarks on application:							

Motor


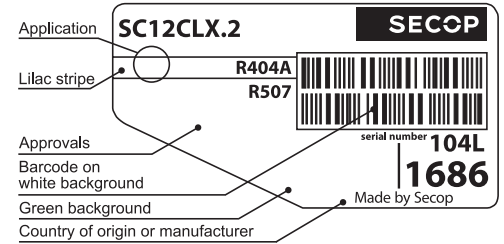
Motor type	CSIR		
LRA (rated after 4 sec. UL984), HST LST	A	41.9	-
Cut in Current, HST LST	A	41.9	-
Resistance, main start winding (77°F)	Ω	1.0	4.3

Design

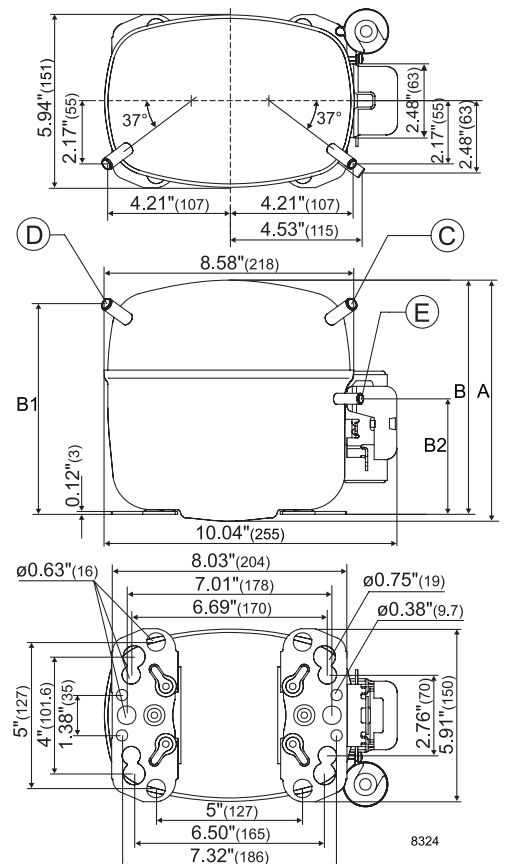
Displacement	cu.in	0.78
Oil quantity (type)	fl.oz.	18.6 (polyolester)
Maximum refrigerant charge	oz.	45.8
Free gas volume in compressor	fl.oz.	51.1
Weight without electrical equipment	lbs.	27.7

Dimensions

Height	inch	A	8.23
		B	8.00
		B1	7.20
		B2	3.93
Suction connector	location, I.D. in. angle	C	0.378-0.385 37°
	material comment		Copper Rubber plug
Process connector	location, I.D. in. angle	D	0.252-0.259 37°
	material comment		Copper Rubber plug
Discharge connector	location, I.D. in. angle	E	0.252-0.259 37°
	material comment		Copper Rubber plug
Oil cooler connector	location, I.D. in. angle	F	-
	material comment		-
Remarks:			



- S = Static cooling normally sufficient
- O = Oil cooling
- F₁ = Fan cooling 1.5 m/s (compressor compartment temperature equal to ambient temperature)
- F₂ = Fan cooling 3.0 m/s necessary
- SG = Suction gas cooling normally sufficient
- = not applicable in this area



ASHRAE LBP

115V, 60Hz, fan cooling F₂

Evap. temp. in °F	-49	-40	-30	-20	-13	-10	0	10	14	20	30	40	41	45	50	59	68
Capacity in BTU/h	35	517	1095	1738	2237	2466	3299	4260	4685								
Power cons. in W	161	291	417	530	604	634	735	837	879								
Current cons. in A	5.04	5.44	5.96	6.54	7.00	7.20	7.93	8.73	9.07								
EER in BTU/Wh	0.21	1.78	2.62	3.28	3.71	3.89	4.49	5.09	5.33								

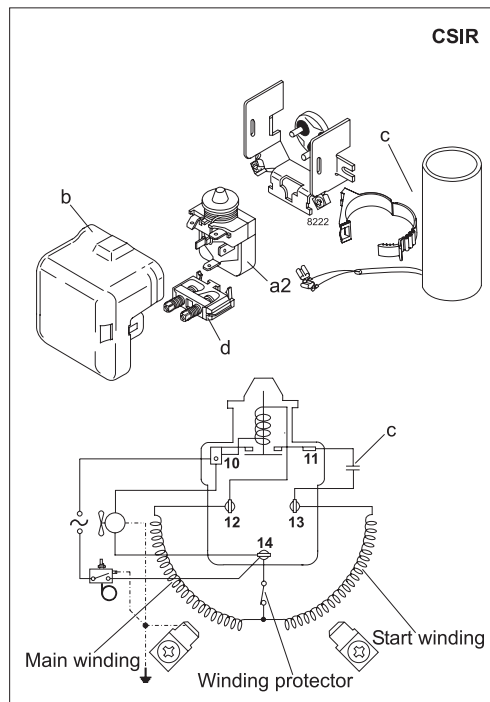
ASHRAE LBP*

115V, 60Hz, fan cooling F₂

Evap. temp. in °F	-49	-40	-30	-20	-13	-10	0	10	14	20	30	40	41	45	50	59	68
Capacity in BTU/h	481	898	1420	2020	2496	2716	3525	4464	4880								
Power cons. in W	258	353	448	534	593	618	705	799	840								
Current cons. in A	5.41	5.70	6.10	6.57	6.94	7.11	7.72	8.41	8.70								
EER in BTU/Wh	1.86	2.54	3.17	3.78	4.21	4.39	5.00	5.59	5.81								

EN 12900 Household (CECOMAF)* 115V, 60Hz, fan cooling F₂

Evap. temp. in °F	-49	-40	-30	-20	-13	-10	0	10	14	20	30	40	41	45	50	59	68
Capacity in BTU/h	363	731	1188	1711	2123	2314	3011	3819	4176								
Power cons. in W	245	346	444	535	595	621	709	804	845								
Current cons. in A	5.35	5.66	6.08	6.57	6.95	7.12	7.76	8.46	8.76								
EER in BTU/Wh	1.48	2.11	2.67	3.20	3.57	3.72	4.24	4.75	4.94								



Accessories for	SC12CLX.2	Figure	Code number
PTC starting device	1/4 in. spade connect.	-	-
	3/16 in. spade connect.	-	-
Starting relay	1/4 in. spade connect.	a2	117U6020
Cover		b	103N2008
Start. capacitor 240 µF	1/4 in. spade connect.	c	117U5023
Cord relief		d	103N1004
Protection screen for PTC		-	-

Test conditions	ASHRAE LBP	ASHRAE LBP*	EN 12900/CECOMAF*
Condensing temp.	130°F	110°F	113°F
Ambient temperature	90°F	90°F	90°F
Suction gas temp.	90°F	90°F	90°F
Liquid temperature	90°F	90°F	no subcooling

Mounting accessories	Code number	
Bolt joint for one comp.	Ø: 5/8 in.	118-1917
Bolt joint in quantities	Ø: 5/8 in.	118-1918
Snap-on in quantities	Ø: 5/8 in.	118-1919

Secop accepts no responsibility for possible errors in catalogs, brochures, and other printed material. Secop reserves the right to alter its products without notice. This also applies to products already on order provided that such alterations can be made without consequential changes being necessary to specifications already agreed. All trademarks in this material are the property of the respective companies. Secop and the Secop logotype are trademarks of Secop GmbH. All rights reserved. www.secop.com