

SC15/15DL MBP/HBP Twin Compressor R404A/R507 & R407C 220-240V 50Hz

General

Code number	104L4093
Approvals	EN 60335-2-34
Compressors on pallet	18

Application

Application	MBP/HBP		
Frequency	Hz	50	60
Evaporating temperature	°C	-20 to 15	-
Voltage range	V	198 - 254	-
Max. condensing temperature continuous (short)	°C	55 (60)	-
Max. winding temperature continuous (short)	°C	125 (135)	-

Cooling requirements

Frequency	Hz	50			60		
Application		LBP	MBP	HBP	LBP	MBP	HBP
32°C		-	F ₂	F ₂	-	-	-
38°C		-	F ₂	F ₂	-	-	-
43°C		-	-	-	-	-	-
Remarks on application:							

Motor

Motor type	CSR		
LRA (rated after 4 sec. UL984) *, HST LST	A	2 x 21.8	-
Cut in Current *, HST LST	A	2 x 21.8	-
Resistance, main start winding (25°C)	Ω	3.5	12.1

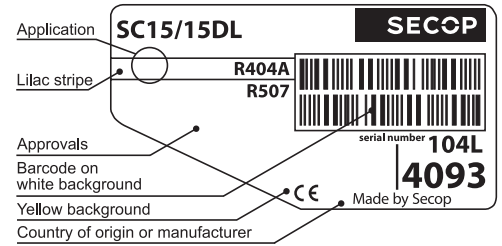
* Operational current for the second compressor time-delayed.

Design

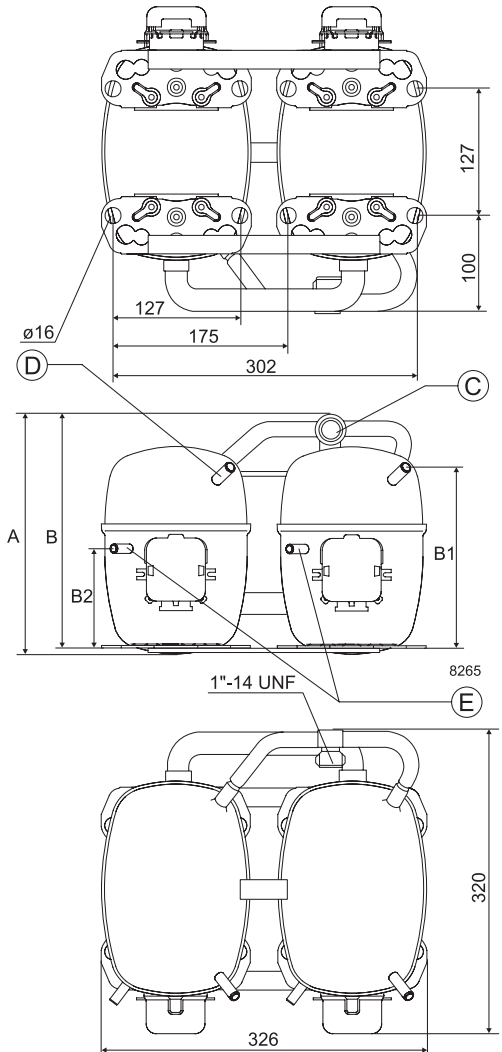
Displacement	cm ³	2 x 15.28
Oil quantity (type)	cm ³	1220 (polyolester)
Maximum refrigerant charge	g	2200
Free gas volume in compressor	cm ³	2920
Weight without electrical equipment	kg	28.0

Dimensions

Height	mm	A	259
		B	254
		B1	193
		B2	110
Suction connector (service valve)	location/I.D. mm	C	16 37°
Suction connector (solder connector)	location/I.D. mm	C	16 37°
Process connector	location/I.D. mm angle	D	6.2 37°
	material comment		Copper Rubber plug
Discharge connector	location/I.D. mm angle	E	6.2 37°
	material comment		Copper Rubber plug
Oil cooler connector	location/I.D. mm angle	F	-
	material comment		-
Connector tolerance	I.D. mm		±0.09
Remarks:			



- S = Static cooling normally sufficient
- O = Oil cooling
- F₁ = Fan cooling 1.5 m/s (compressor compartment temperature equal to ambient temperature)
- F₂ = Fan cooling 3.0 m/s necessary
- SG = Suction gas cooling normally sufficient
- = not applicable in this area



EN 12900 Household (CECOMAF) R404A/R507, 220V, 50Hz, fan cooling F₂

Evap. temp. in °C	-45	-40	-35	-30	-25	-23.3	-20	-15	-10	-6.7	-5	0	5	7.2	10	15	20
Capacity in W							1518	1928	2414	2781	2985	3651	4420	4795	5304	6311	
Power cons. in W							1178	1319	1445	1520	1556	1651	1730	1760	1793	1837	
Current cons. in A							6.19	6.93	7.58	7.96	8.14	8.61	9.00	9.14	9.29	9.50	
COP in W/W							1.29	1.46	1.67	1.83	1.92	2.21	2.55	2.72	2.96	3.43	

ASHRAE LBP R404A/R507, 220V, 50Hz, fan cooling F₂

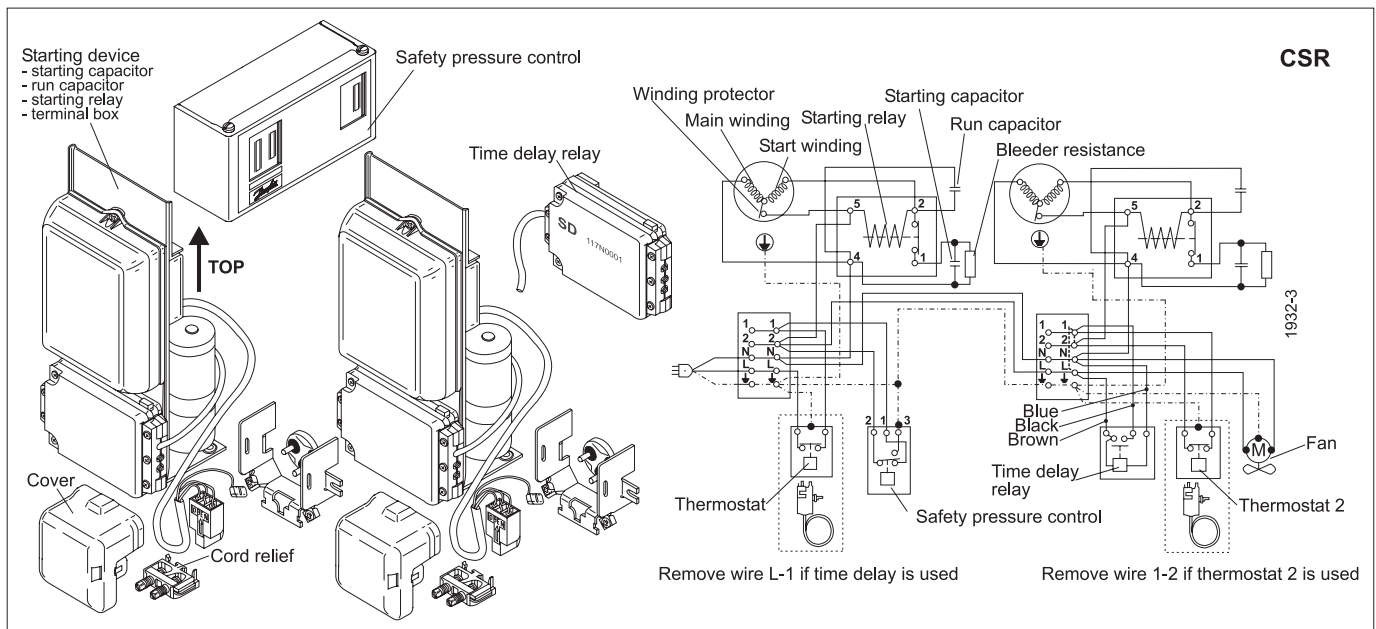
Evap. temp. in °C	-45	-40	-35	-30	-25	-23.3	-20	-15	-10	-6.7	-5	0	5	7.2	10	15	20
Capacity in W							1763	2242	2810	3225	3479	4262	5170	5613	6218	7419	
Power cons. in W							1178	1319	1445	1520	1556	1651	1730	1760	1793	1837	
Current cons. in A							6.19	6.93	7.58	7.96	8.14	8.61	9.00	9.14	9.29	9.50	
COP in W/W							1.50	1.70	1.94	2.12	2.24	2.58	2.99	3.19	3.47	4.04	

EN 12900 Household (CECOMAF) R407C, 220V, 50Hz, fan cooling F₂

Evap. temp. in °C	-45	-40	-35	-30	-25	-23.3	-20	-15	-10	-6.7	-5	0	5	7.2	10	15	20
Capacity in W							1554	2022	2375	2586	3257	4047	4434	4966	6027		
Power cons. in W							1069	1180	1243	1281	1372	1452	1484	1521	1579		
Current cons. in A							5.68	6.17	6.44	6.60	6.99	7.34	7.47	7.63	7.88		
COP in W/W							1.45	1.71	1.90	2.02	2.37	2.79	2.99	3.26	3.82		

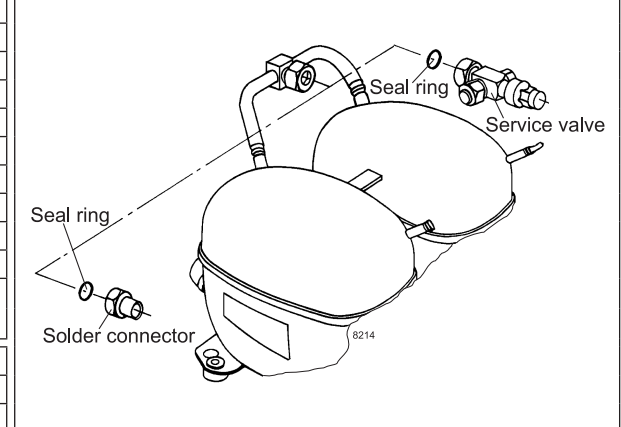
ASHRAE LBP R407C, 220V, 50Hz, fan cooling F₂

Evap. temp. in °C	-45	-40	-35	-30	-25	-23.3	-20	-15	-10	-6.7	-5	0	5	7.2	10	15	20
Capacity in W							1665	2168	2547	2774	3495	4345	4763	5336	6482		
Power cons. in W							1069	1180	1243	1281	1372	1452	1484	1521	1579		
Current cons. in A							5.68	6.17	6.44	6.60	6.99	7.34	7.47	7.63	7.88		
COP in W/W							1.56	1.84	2.05	2.17	2.55	2.99	3.21	3.51	4.10		



Accessories	SC15/15DL	pcs.	Code number
Starting device	550 mm cable length	2	117-7029
	650 mm cable length		117-7032
Starting relay	6.3 mm spade connectors	2	-
Start. capacitor 80 µF	6.3 mm spade connectors	2	-
Cover		2	103N2009
Cord relief		2	103N1004
Time-delay relay		1	117N0001
Check valve (to be used with time-delay relay)		2	020-1014
Service valve	12 mm	1	-
Solder connector (alternative)	12 mm	1	-
Service valve	16 mm	1	118-7351
Solder connector (alternative)	16 mm	1	118-7405
Seal ring for service valve and solder connector		1	118-3638
Half Twin compressor (additional cascade compressor or replacement)		1	104L2862
Mounting accessories		pcs.	Code number
Bolt joint for one compressor	Ø: 16 mm	2	118-1917
Bolt joint in quantities	Ø: 16 mm	2	118-1918

Test conditions	EN 12900/CECOMAF*	ASHRAE MBP/HBP*
Condensing temperature	45°C	45°C
Ambient temperature	32°C	32°C
Suction gas temperature	32°C	32°C
Liquid temperature	no subcooling	32°C



Secop accepts no responsibility for possible errors in catalogs, brochures, and other printed material. Secop reserves the right to alter its products without notice. This also applies to products already on order provided that such alterations can be made without substantial changes being necessary to specifications already agreed. All trademarks in this material are the property of the respective companies. Secop and the Secop logotype are trademarks of Secop GmbH. All rights reserved. www.secop.com