

Model

Designation	SC15FTX	100-127V/60Hz 1~	Sales code:	104G7507
-------------	----------------	------------------	-------------	-----------------

Compressor design

Oil type	Polyolester	Refrigerant(s)	R134a
Oil viscosity	22cST	Displacement	15,28cm ³ / 0,93cu.in
Oil quantity	550cm ³ / 18,6fl.oz	Compressors on pallet	80
Refr. charge - tech. limit	1300g / 45,9oz		
Free gas volume comp.	1460cm ³ / 49,4fl.oz		
Weight	13,2kg / 29,1lbs		
Motor protection	1# internal		
Winding resistance main	0,98Ω (at 25°C)		
Winding resistance aux	4,18Ω (at 25°C)		
Max. winding temp.	125°C / 257°F		
Max. discharge temp.	140°C / 284°F		



General - Configurations with SC15FTX

	Conf. 1
Motorconfiguration	CSIR
Power supply (nominal)	115V/60Hz
Number of phases	1
Voltage range	90-135V
Approvals	UL
Starting torque	HST
Note	Electrical equipment will be pre-assembled to compressor.

Applications with SC15FTX

	Conf. 1
Refrigerant	R134a
Application	LBP+MBP
System cooling	fan 3m/s
Hot gas defrost	OK
Long interval pull down	OK

Electrical data - Configurations with SC15FTX

	Conf. 1
Starting device type	relay
Run capacitor	-/-
Start capacitor	240μF
LRA (locked rotor amps / 4s)	
RLA (rated load amps / 1s)	-/-A
Cut in current	

Model

Designation

SC15FTX

100-127V/60Hz 1~

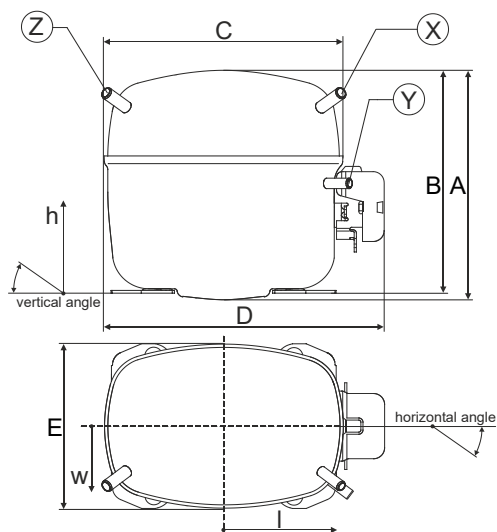
Sales code:

104G7507

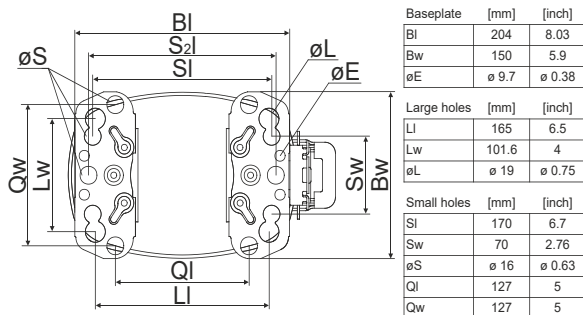
Compressor dimensions

Housing	A Height	209mm / 8,23in
	B Height	203mm / 7,99in
	C Length shell	218mm / 8,58in
	D Length w. cover	255mm / 10,04in
	E Width	151mm / 5,94in

Connectors	Suction X	Discharge Y	Process Z
Diameter [mm]	ø 8,11-8,29	ø 6,41-6,59	ø 6,41-6,59
(i:inside, o:outside) [in]	ø 0,32-0,33	ø 0,25-0,26	ø 0,25-0,26
Material	copper	copper	copper
Horizontal angle ±2°	37°	37°	143°
Vertical angle ±2°	30°	0°	150°
Position l/h/w [mm]	107/183/55	115/100/63	-107/183/55
[in]	4,2/7,2/2,2	4,5/3,9/2,5	-4,2/7,2/2,2
Straight tube l. [mm]	12	12	12
[in]	0,5	0,5	0,5

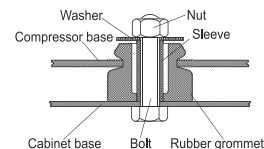


Compressor fixation

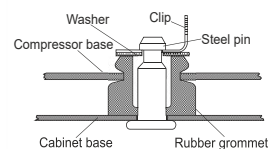


Baseplate	[mm]	[inch]
BI	204	8.03
Bw	150	5.9
øE	ø 9.7	ø 0.38
Large holes	[mm]	[inch]
LI	165	6.5
Lw	101.6	4
øL	ø 19	ø 0.75
Small holes	[mm]	[inch]
SI	170	6.7
Sw	70	2.76
øS	ø 16	ø 0.63
QI	127	5
Qw	127	5

Bolt joint



Snap-on



Mounting accessories

Mounting accessories	one comp.	multi pack
Bolt joint M6 ø16mm	118-1917	118-1918
Bolt joint ø1/4" ø16mm	118-1946	
Bolt joint ø1/4" ø19mm	118-1949	
Snap-on ø7,3 ø16mm	118-1947	118-1919

Application notes

LRA value on compressor label and datasheet may differ due to different test conditions for UL approval.

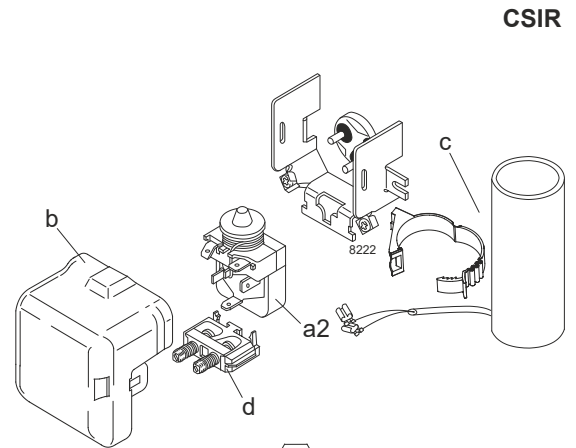
Model

Designation	SC15FTX	115V/60Hz	Conf. 1	Sales code:	104G7507
-------------	----------------	------------------	----------------	-------------	-----------------

Configuration

Motorconfiguration	CSIR
Power supply (nominal)	115V/60Hz 1~
Refrigerant	R134a
Application	LBP+MBP
Voltage range	90-135V
Starting torque	HST
Approvals	UL

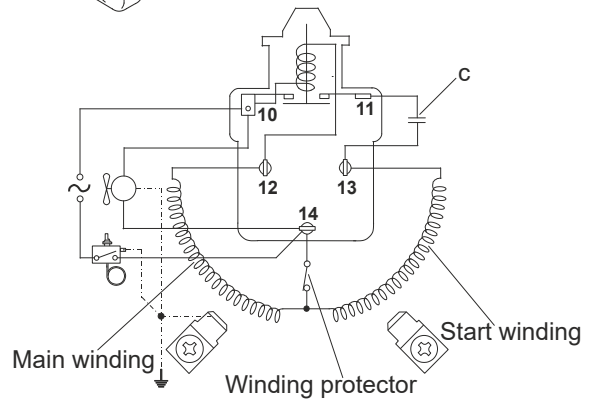
Electrical accessories / wiring diagram



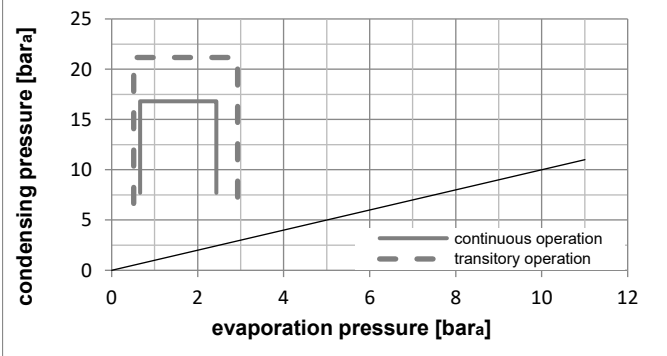
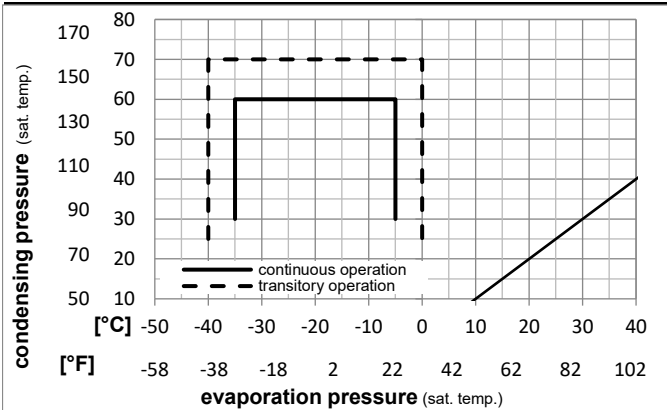
Ambient temperatures / system cooling

Ambient temperature min.:	10°C / 50°F
Ambient temperature max.:	43°C / 110°F

System cooling (n/a: outside limits)			
T ambient	LBP	MBP	HBP
32°C / 90°F	fan 3m/s	fan 3m/s	n/a
38°C / 100°F	fan 3m/s	fan 3m/s	n/a
43°C / 110°F	fan 3m/s	fan 3m/s	n/a



Operation pressure range



Components (will be pre-assembled)

a2	relay	117U6020
c	start capacitor (240µF)	117U5023
d	cord relief	103N1004
b	plastic cover	103N2008

Model

Designation	SC15FTX	115V/60Hz	Conf. 1	Sales code:	104G7507
-------------	----------------	------------------	----------------	-------------	-----------------

Optimization + standard conditions

R134a, 115V/60Hz, CSIR, fan 3m/s, UL

	Evaporating pressure (saturation temperature)				Condensing pressure (saturation temperature)			Return gas temp.	Liquid temp.	Cooling capacity	COP	EER	Power consumption			ASHRAE LBP
	pe	pc	RGT	Tliq	[W]	[Btu/h]	[kcal/h]						P1	I	Ref. mass flow	
	[°C]	[°F]	[°C]	[°F]	[W]	[Btu/h]	[kcal/h]	[W/W]	[Btu/Wh]	[kcal/Wh]	[W]	[A]	[kg/h]			
	-23	54	32	32	454,4	1552	391,1	1,12	3,83	0,97	405,1	5,75	8,82	ASHRAE LBP		
	-10	130	90	90												
	-25	55	32	55	332,3	1135	286,0	0,87	2,98	0,75	380,8	5,62	7,95	cecomaf LBP		
	-13	131	90	131												
	-35	40	20	40	233,6	798	201,1	0,83	2,83	0,71	282,0	4,98	5,13	EN12900 LBP		
	-31	104	68	104												
	-7	54	35	46	925,5	3161	796,5	1,46	5,00	1,26	632,5	7,39	20,19	ASHRAE MBP		
	20	130	95	115												
	-10	55	32	55	721,9	2465	621,2	1,23	4,20	1,06	587,6	7,07	17,45	cecomaf MBP		
	14	131	90	131												
	-10	45	20	45	803,0	2742	691,0	1,47	5,02	1,27	545,8	6,58	18,80	EN12900 MBP		
	14	113	68	113												

Performance tables

R134a, 115V/60Hz, CSIR, fan 3m/s, UL

	pe		Cooling capacity			COP	EER	P1	I	m	
	[°C]	[°F]	[W]	[Btu/h]	[kcal/h]	[W/W]	[Btu/Wh]	[kcal/Wh]	[W]	[A]	[kg/h]
[°C / °F]	-35	-31	216,0	738	185,9	0,80	2,72	0,68	271,5	4,84	4,66
cond. pressure	-29	-20	320,0	1093	275,4	0,94	3,20	0,81	341,6	5,20	6,92
pc= 45/113	-26	-15	375,6	1283	323,3	1,01	3,45	0,87	371,5	5,38	8,13
return gas temp.	-23	-10	437,3	1494	376,4	1,09	3,73	0,94	400,6	5,57	9,48
RGT= 32/90	-21	-5	505,5	1726	435,1	1,18	4,02	1,01	429,6	5,76	10,98
liquid temp	-15	5	663,5	2266	571,0	1,36	4,64	1,17	488,7	6,17	14,46
Tliq= 45/113	-5	23	1031,7	3523	887,9	1,69	5,78	1,46	609,2	7,00	22,69
[°C / °F]	-35	-31	158,4	541	136,3	0,71	2,42	0,61	223,3	4,78	3,77
cond. pressure	-29	-20	258,3	882	222,3	0,80	2,73	0,69	323,0	5,28	6,16
pc= 55/131	-26	-15	310,2	1059	267,0	0,85	2,91	0,73	364,6	5,52	7,41
return gas temp	-23	-10	366,9	1253	315,8	0,91	3,10	0,78	404,6	5,76	8,78
RGT= 32/90	-21	-5	428,9	1465	369,1	0,97	3,30	0,83	443,4	6,02	10,28
liquid temp	-15	5	570,8	1950	491,3	1,10	3,76	0,95	519,1	6,56	13,74
Tliq= 55/131	-5	23	898,0	3067	772,8	1,36	4,65	1,17	659,3	7,61	21,83