

HXK80AT KAPPA Tropical Compressor Superior Efficiency R600a 200-240V 50Hz, 208-230V 60Hz

General

Code number	CDO00135
Approvals	EN 60335-2-34 w. Annex AA
Compressors on pallet	100

Application

Application	LBP		
Frequency	Hz	50	60
Evaporating temperature	°C	-35 to -10	-35 to -10
Voltage range	V	170 to 264	198 to 253
Max. condensing temperature continuous (short)	°C	65 (70)	65 (70)
Max. winding temperature continuous (short)	°C	120 (130)	120 (130)

Cooling requirements

Frequency	Hz	50			60		
Application		LBP	MBP	HBP	LBP	MBP	HBP
32°C		S	-	-	S	-	-
38°C		S	-	-	S	-	-
43°C		S	-	-	S	-	-
Remarks on application:							

Motor

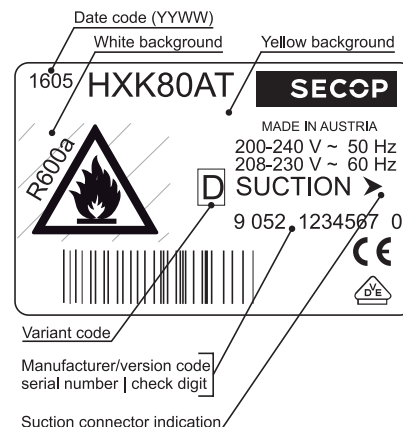
Motor type	RSCR/RSIR		
LRA (rated after 4 sec. UL984), HST LST	A	-	4.0
Cut in Current, HST LST	A	-	12.8
Resistance, main start winding (25°C)	Ω	24.8	14.1

Design

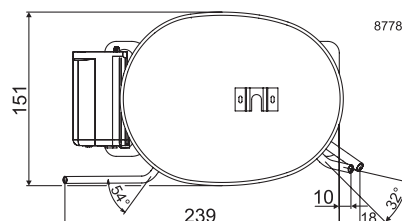
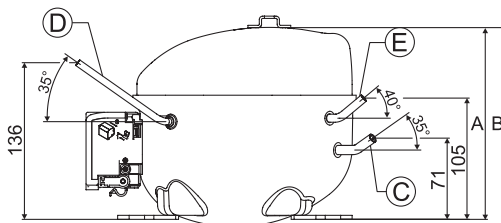
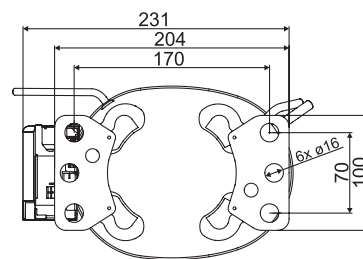
Displacement	cm ³	8.10
Oil quantity (type)	cm ³	165 (mineral)
Maximum refrigerant charge	g	150
Free gas volume in compressor	cm ³	1620
Weight without electrical equipment	kg	8.10

Dimensions

Height	mm	A	167.0
		B	173.5
Suction connector	location/I.D. mm angle	C	6.15 35°
	material comment	Cu-plated steel Rubber plug	
Process connector	location/O.D. mm angle	D	6.00 35°
	material comment	Copper Rubber plug	
Discharge connector	location/I.D. mm angle	E	5.15 40°
	material comment	Cu-plated steel Rubber plug	
Oil cooler connector	location/I.D. mm angle	F	-
	material comment	-	
Connector tolerance	I.D. mm		±0.05
Remarks:			



- S = Static cooling normally sufficient
- O = Oil cooling
- F₁ = Fan cooling 1.5 m/s
(compressor compartment temperature equal to ambient temperature)
- F₂ = Fan cooling 3.0 m/s necessary
- SG = Suction gas cooling normally sufficient
- = not applicable in this area



EN 12900 Household

200V, 50Hz, PTC consumption incl., static cooling

Evap. temp. in °C	-45	-40	-35	-30	-25	-23.3	-20	-15	-10	-6.7	-5	0	5	7.2	10	15	20
Capacity in W			56.5	78.8	105	115	135	171	211								
Power cons. in W			56.9	68.9	80.2	84	91.6	104	117								
Current cons. in A			0.27	0.33	0.38	0.40	0.44	0.50	0.56								
COP in W/W			0.99	1.14	1.31	1.37	1.48	1.64	1.80								

EN 12900 Household

200V, 50Hz, RC 4 µF, PTC consumption incl., static cooling

Evap. temp. in °C	-45	-40	-35	-30	-25	-23.3	-20	-15	-10	-6.7	-5	0	5	7.2	10	15	20
Capacity in W			56.5	78.8	105	115	135	171	211								
Power cons. in W			55.8	66.8	76.8	80.2	86.6	96.5	107								
Current cons. in A			0.27	0.32	0.37	0.39	0.42	0.47	0.52								
COP in W/W			1.01	1.18	1.37	1.43	1.56	1.77	1.97								

ASHRAE LBP

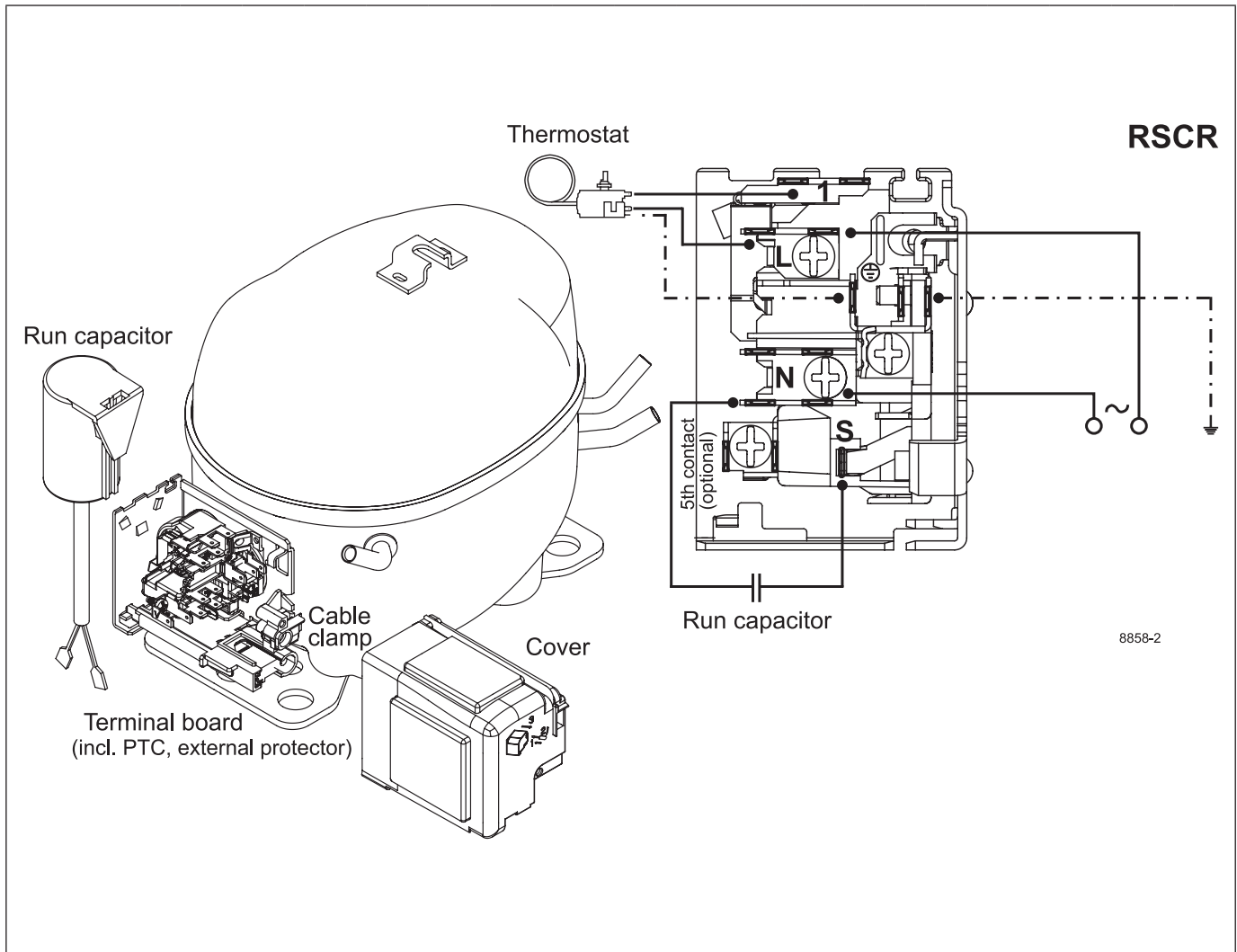
200V, 50Hz, PTC consumption incl., static cooling

Evap. temp. in °C	-45	-40	-35	-30	-25	-23.3	-20	-15	-10	-6.7	-5	0	5	7.2	10	15	20
Capacity in W			70.2	96.8	128	140	165	208	258								
Power cons. in W			57.2	68.9	80	83.8	91.2	103	116								
Current cons. in A			0.28	0.33	0.38	0.40	0.44	0.50	0.56								
COP in W/W			1.23	1.41	1.60	1.67	1.81	2.02	2.21								

ASHRAE LBP

200V, 50Hz, RC 4 µF, PTC consumption incl., static cooling

Evap. temp. in °C	-45	-40	-35	-30	-25	-23.3	-20	-15	-10	-6.7	-5	0	5	7.2	10	15	20
Capacity in W			70.2	96.8	128	140	165	208	258								
Power cons. in W			56	66.8	76.7	79.9	86.2	96	107								
Current cons. in A			0.27	0.32	0.37	0.38	0.42	0.47	0.51								
COP in W/W			1.25	1.45	1.67	1.75	1.91	2.17	2.42								



EN 12900 Household

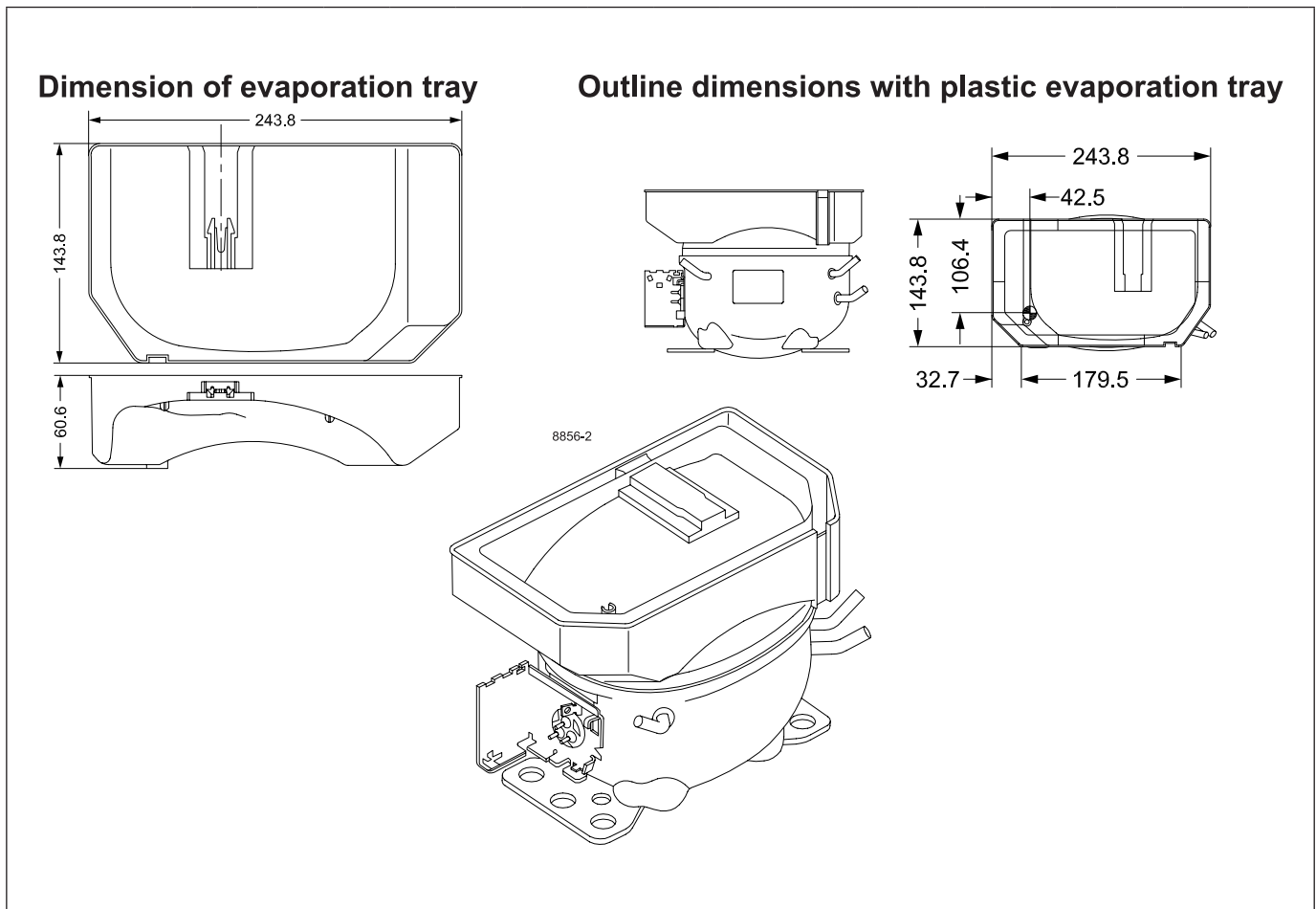
220V, 60Hz, RC 4 µF, PTC consumption incl., static cooling

Evap. temp. in °C	-45	-40	-35	-30	-25	-23.3	-20	-15	-10	-6.7	-5	0	5	7.2	10	15	20
Capacity in W			68.6	94.9	126	138	162	205	253								
Power cons. in W			64.9	77.8	90.6	95.1	104	118	135								
Current cons. in A			0.31	0.37	0.44	0.46	0.51	0.58	0.65								
COP in W/W			1.06	1.22	1.39	1.45	1.56	1.73	1.88								

ASHRAE LBP

220V, 60Hz, RC 4 µF, PTC consumption incl., static cooling

Evap. temp. in °C	-45	-40	-35	-30	-25	-23.3	-20	-15	-10	-6.7	-5	0	5	7.2	10	15	20
Capacity in W			85.4	117	154	168	198	249	309								
Power cons. in W			65.1	77.8	90.4	94.8	104	118	134								
Current cons. in A			0.31	0.37	0.44	0.46	0.50	0.57	0.64								
COP in W/W			1.31	1.50	1.70	1.77	1.91	2.11	2.31								



Accessories for HXK80AT	Code number	Test conditions	EN 12900 Household	ASHRAE LBP
50 Hz: run capacitor (optional) 6.3 mm spade connectors	4 µF	Condensing temperature	55°C	54.4°C
60 Hz: run capacitor (compulsory) 6.3 mm spade connectors	4 µF	Ambient temperature	32°C	32°C
Terminal board (incl. PTC and external protector) 6.3 mm spade connectors	DCF5	Suction gas temperature	32°C	32°C
Motor protector AE 18 FU x	F5	Liquid temperature	no subcooling	32°C
Cable clamp (screws not included)	11341000			
Cover	15759500			
Evaporation tray (optional)	11318802			
All-in-one equipment, e.g. 4ZN	Code number	Mounting accessories	Code number	
Cover / cable clamp + screws / earthing screw	16168000	on request, various options available		

Nidec GA Compressors accepts no responsibility for possible errors in catalogs, brochures, and other printed material. Nidec GA Compressors reserves the right to alter its products without notice. This also applies to products already on order provided that such alterations can be made without consequential changes being necessary to specifications already agreed. All trademarks in this material are the property of the respective companies. Secop and the Secop logotype are trademarks of Nidec Global Appliance Germany GmbH. All rights reserved. www.secop.com