

NF6.1FX.2 Standard Compressor R134a 115-127V 60Hz

General

Code number (pre-assembled CSIR start equipment)	105G5638
Approvals	UL984
Compressors on pallet	80

Application

Application	LBP/MBP			
	Hz	50	60	
Frequency	Hz	50	60	
Evaporating temperature	°F	-	-31 to 45	
Voltage range	V	-	95 - 135	
Max. condensing temperature continuous (short)	°F	-	140 (158)	
Max. winding temperature continuous (short)	°F	-	257 (275)	

Cooling requirements

Frequency	Hz	50			60		
		LBP	MBP	HBP	LBP	MBP	HBP
90°F		-	-	-	F ₁	F ₁	-
100°F		-	-	-	F ₁	F ₁	-
110°F		-	-	-	F ₁	F ₁	-
Remarks on application:							

Motor

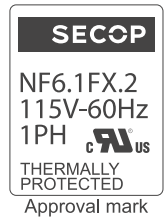
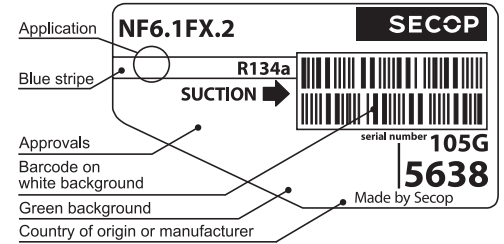
Motor type	CSIR		
LRA (rated after 4 sec. UL984), HST LST	A	22.2	-
Cut in Current, HST LST	A	22.2	-
Resistance, main start winding (77°F)	Ω	2.0	3.1

Design

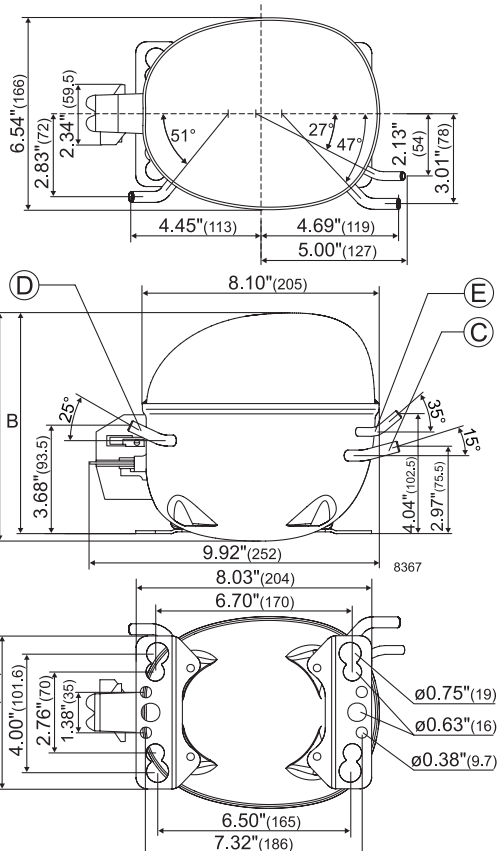
Displacement	cu.in	0.37
Oil quantity (type)	fl.oz.	10.8 (polyolester)
Maximum refrigerant charge	oz.	14.0
Free gas volume in compressor	fl.oz.	79.7
Weight without electrical equipment	lbs.	22.0

Dimensions

Height	inch	A	7.76
		B	7.52
		B1	-
		B2	-
Suction connector	location, I.D. in. angle	C	0.320-0.327 15°
		material comment	Copper Rubber plug
Process connector	location, I.D. in. angle	D	0.252-0.259 25°
		material comment	Copper Rubber plug
Discharge connector	location, I.D. in. angle	E	0.252-0.259 35°
		material comment	Copper Rubber plug
Oil cooler connector	location, I.D. in. angle	F	-
		material comment	-
Remarks:			



- S = Static cooling normally sufficient
- O = Oil cooling
- F₁ = Fan cooling 1.5 m/s (compressor compartment temperature equal to ambient temperature)
- F₂ = Fan cooling 3.0 m/s necessary
- SG = Suction gas cooling normally sufficient
- = not applicable in this area



ASHRAE LBP

115V, 60Hz, fan cooling F₁

Evap. temp. in °F	-49	-40	-30	-20	-13	-10	0	10	14	20	30	40	41	45	50	59	68
Capacity in BTU/h			309	493	647	721	999	1336	1488	1737	2208	2759	2818	3065			
Power cons. in W			121	150	170	178	204	229	239	255	282	312	315	327			
Current cons. in A			2.45	2.55	2.62	2.66	2.78	2.93	2.99	3.09	3.27	3.47	3.49	3.57			
EER in BTU/Wh			2.56	3.28	3.82	4.06	4.91	5.83	6.22	6.81	7.82	8.85	8.95	9.36			

ASHRAE MBP

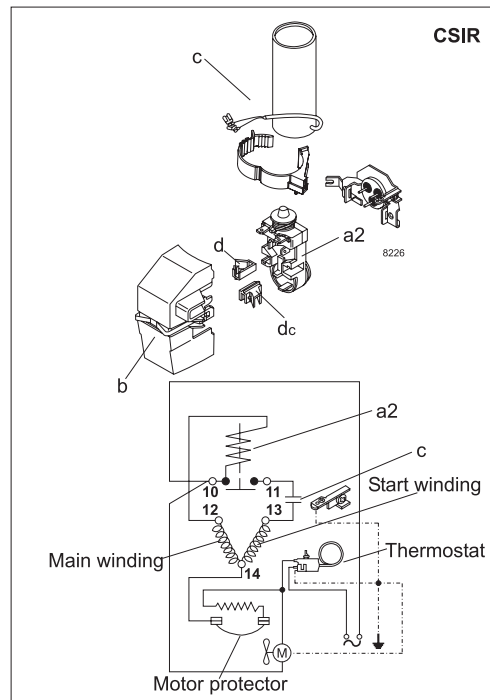
115V, 60Hz, fan cooling F₁

Evap. temp. in °F	-49	-40	-30	-20	-13	-10	0	10	14	20	30	40	41	45	50	59	68
Capacity in BTU/h			275	438	575	641	888	1186	1321	1541	1959	2445	2498	2716			
Power cons. in W			121	150	170	178	204	229	239	255	282	312	315	327			
Current cons. in A			2.45	2.55	2.62	2.66	2.78	2.93	2.99	3.09	3.27	3.47	3.49	3.57			
EER in BTU/Wh			2.28	2.91	3.39	3.61	4.36	5.18	5.52	6.04	6.94	7.84	7.93	8.29			

EN 12900 Household (CECOMAF)

115V, 60Hz, fan cooling F₁

Evap. temp. in °F	-49	-40	-30	-20	-13	-10	0	10	14	20	30	40	41	45	50	59	68
Capacity in W			73	116	153	170	236	316	352	411	522	652	666	724			
Power cons. in W			120	150	169	178	204	230	240	256	283	313	316	329			
Current cons. in A			2.45	2.55	2.62	2.66	2.79	2.93	3.00	3.10	3.28	3.48	3.50	3.58			
COP in W/W			0.61	0.78	0.90	0.96	1.16	1.38	1.47	1.61	1.84	2.08	2.11	2.20			



Accessories for	NF6.1FX.2	Figure	Code number
Starting relay	1/4 in. spade connect.	a2	117U4127
Protector 3/4 in.	Texas Instruments		MRP36AEN
Start. capacitor 280 µF	1/4 in. spade connect.	c	117U5025
Cover		b	117U1021
Cord relief		d	117U0349
Cord relief for capacitor		dc	117U0349

Test conditions	ASHRAE LBP	ASHRAE MBP	EN 12900/CECOMAF
Condensing temp.	130°F	130°F	131°F
Ambient temp.	90°F	95°F	90°F
Suction gas temp.	90°F	95°F	90°F
Liquid temperature	90°F	115°F	no subcooling

Mounting accessories		Code number
Bolt joint for one comp.	Ø: 5/8 in.	118-1917
Bolt joint in quantities	Ø: 5/8 in.	118-1918
Snap-on in quantities	Ø: 5/8 in.	118-1919

Nidec GA Compressors accepts no responsibility for possible errors in catalogs, brochures, and other printed material. Nidec GA Compressors reserves the right to alter its products without notice. This also applies to products already on order provided that such alterations can be made without substantial changes being necessary to specifications already agreed. All trademarks in this material are the property of the respective companies. Secop and the Secop logotype are trademarks of Nidec Global Appliance Germany GmbH. All rights reserved. www.secop.com