

NL11MF Standard Compressor R134a 220-240V 50Hz

General

Code number	105G6151
Approvals	EN 60335-2-34
Compressors on pallet	80

Application

Application	MBP/HBP		
Frequency	Hz	50	60
Evaporating temperature	°C	-20 to 15	-
Voltage range	V	187 - 254	-
Max. condensing temperature continuous (short)	°C	60 (70)	-
Max. winding temperature continuous (short)	°C	125 (135)	-

Cooling requirements

Frequency	Hz	50			60		
Application		LBP	MBP	HBP	LBP	MBP	HBP
32°C		-	F ₂	F ₂	-	-	-
38°C		-	F ₂	F ₂	-	-	-
43°C		-	F ₂	F ₂	-	-	-
Remarks on application:							

Motor

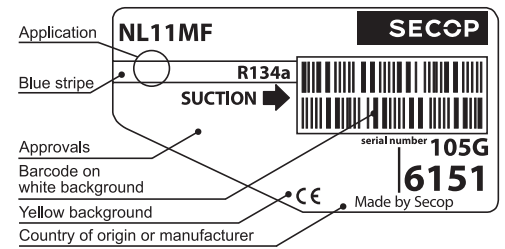
Motor type	RSIR/CSIR		
LRA (rated after 4 sec. UL984), HST LST	A	16.1	13.1
Cut in Current, HST LST	A	16.1	17.1
Resistance, main start winding (25°C)	Ω	6.1	17.5

Design

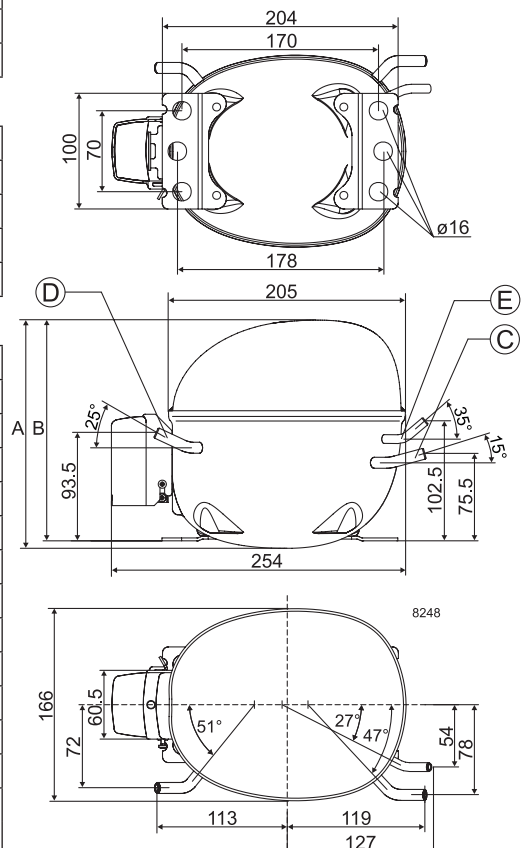
Displacement	cm ³	11.15
Oil quantity (type)	cm ³	300 (polyolester)
Maximum refrigerant charge	g	600
Free gas volume in compressor	cm ³	2360
Weight without electrical equipment	kg	10.5

Dimensions

Height	mm	A	203
		B	197
		B1	-
		B2	-
Suction connector	location/I.D. mm angle	C	8.2 15°
	material comment		Copper Rubber plug
Process connector	location/I.D. mm angle	D	6.2 25°
	material comment		Copper Rubber plug
Discharge connector	location/I.D. mm angle	E	6.2 35°
	material comment		Copper Rubber plug
Oil cooler connector	location/I.D. mm angle	F	-
	material comment		-
Connector tolerance	I.D. mm		±0.09
Remarks:			



- S = Static cooling normally sufficient
- O = Oil cooling
- F₁ = Fan cooling 1.5 m/s
(compressor compartment temperature equal to ambient temperature)
- F₂ = Fan cooling 3.0 m/s necessary
- SG = Suction gas cooling normally sufficient
- = not applicable in this area

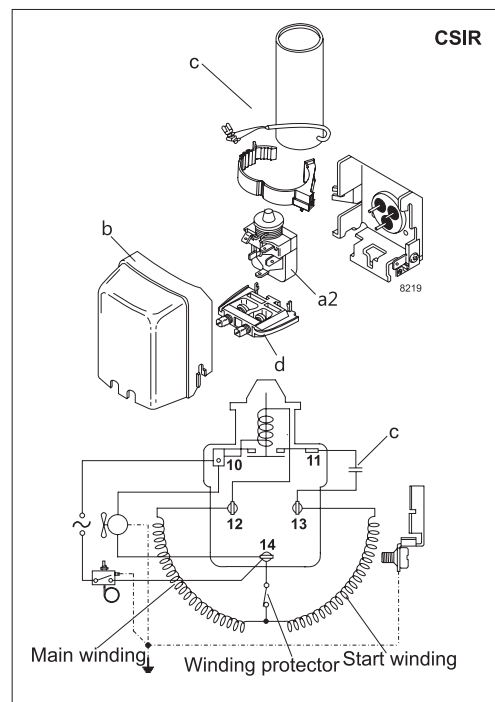
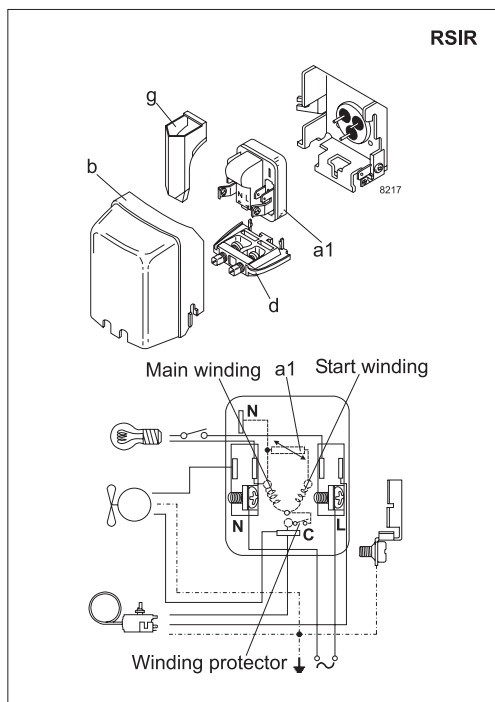


EN 12900 Household (CECOMAF) 220V, 50Hz, fan cooling F₂

Evap. temp. in °C	-45	-40	-35	-30	-25	-23.3	-20	-15	-10	-6.7	-5	0	5	7.2	10	15	20
Capacity in W							292	380	485	565	609	756	927	1011	1125	1354	
Power cons. in W							274	317	360	389	404	449	495	514	540	584	
Current cons. in A							2.14	2.25	2.37	2.46	2.51	2.67	2.84	2.92	3.03	3.23	
COP in W/W							1.06	1.20	1.35	1.45	1.51	1.68	1.87	1.96	2.09	2.32	

ASHRAE MBP 220V, 50Hz, fan cooling F₂

Evap. temp. in °C	-45	-40	-35	-30	-25	-23.3	-20	-15	-10	-6.7	-5	0	5	7.2	10	15	20
Capacity in W							321	418	534	621	670	832	1020	1113	1239	1492	
Power cons. in W							274	316	359	388	403	448	492	512	537	580	
Current cons. in A							2.14	2.25	2.37	2.46	2.51	2.66	2.83	2.91	3.02	3.22	
COP in W/W							1.17	1.32	1.49	1.60	1.66	1.86	2.07	2.17	2.31	2.57	



Accessories for	NL11MF	Figure	Code number
PTC starting device	6.3 mm spade connectors	a1	103N0011
	4.8 mm spade connectors		103N0018
Starting relay	6.3 mm spade connectors	a2	117U6022
Start. capacitor 125 µF	6.3 mm spade connectors	c	117U5018
Cover		b	103N2011
Cord relief		d	103N1010
Protection screen for PTC		g	103N0476

Test conditions	EN 12900/CECOMAF	ASHRAE
Condensing temperature	55°C	54.4°C
Ambient temperature	32°C	35°C
Suction gas temperature	32°C	35°C
Liquid temperature	no subcooling	46.1°C

Mounting accessories		Code number
Bolt joint for one comp.	Ø: 16 mm	118-1917
Bolt joint in quantities	Ø: 16 mm	118-1918
Snap-on in quantities	Ø: 16 mm	118-1919

Secop accepts no responsibility for possible errors in catalogs, brochures, and other printed material. Secop reserves the right to alter its products without notice. This also applies to products already on order provided that such alterations can be made without consequential changes being necessary to specifications already agreed. All trademarks in this material are the property of the respective companies. Secop and the Secop logotype are trademarks of Secop GmbH. All rights reserved. www.secop.com