

NLU8.0KK.1 High Energy-optimized Compressor R600a 220-240V 50Hz

General

Code number	105H6018
Approvals	EN 60335-2-34 with Annex AA
Compressors on pallet	80

Application

Application	LBP					
Frequency	Hz	50			60	
Evaporating temperature	°C	-35 to -10			-	
Voltage range	V	198 - 254			-	
Max. condensing temperature continuous (short)	°C	60 (70)			-	
Max. winding temperature continuous (short)	°C	105 (115)			-	

Cooling requirements

Frequency	Hz	50			60		
Application		LBP	MBP	HBP	LBP	MBP	HBP
32°C		S	-	-	-	-	-
38°C		S	-	-	-	-	-
43°C		S	-	-	-	-	-
Remarks on application:							

Motor

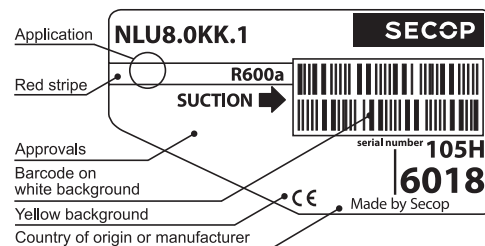
Motor type	RSCR		
LRA (rated after 4 sec. UL984), HST LST	A	-	2.5
Cut in Current, HST LST	A	-	5.4
Resistance, main start winding (25°C)	Ω	26.0	23.0

Design

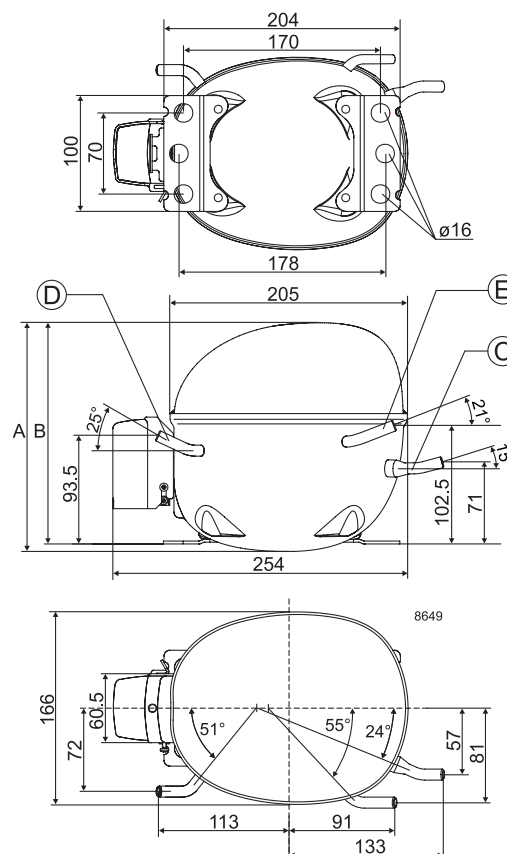
Displacement	cm ³	8.05
Oil quantity (type)	cm ³	270 (mineral)
Maximum refrigerant charge	g	150
Free gas volume in compressor	cm ³	2360
Weight without electrical equipment	kg	12.1

Dimensions

Height	mm	A	203
		B	197
		B1	-
		B2	-
Suction connector	location/I.D. mm angle	C	6.2 30°
	material comment		Copper Rubber plug
Process connector	location/I.D. mm angle	D	4.5 55°
	material comment		Copper Rubber plug
Discharge connector	location/I.D. mm angle	E	5.0 21°
	material comment		Copper Rubber plug
Oil cooler connector	location/I.D. mm angle	F	-
	material comment		-
Connector tolerance	I.D. mm		±0.09, on 5.0 +0.12/+0.20
Remarks: Suction connector bent to 30°, process connector bent to 55°			



- S = Static cooling normally sufficient
- O = Oil cooling
- F₁ = Fan cooling 1.5 m/s (compressor compartment temperature equal to ambient temperature)
- F₂ = Fan cooling 3.0 m/s necessary
- SG = Suction gas cooling normally sufficient
- = not applicable in this area

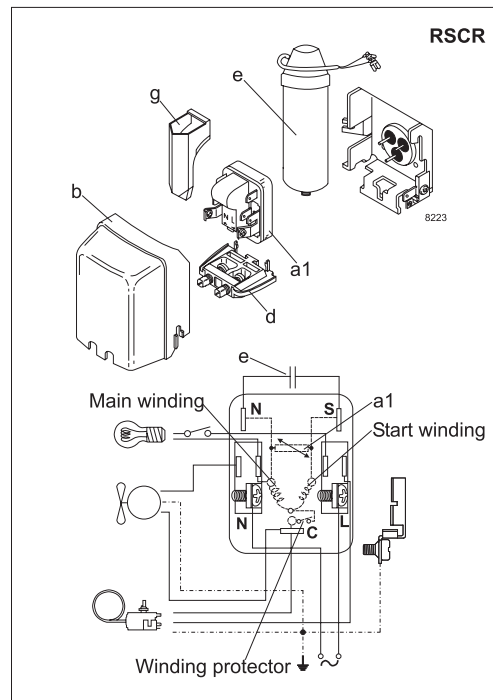


EN 12900 Household (CECOMAF) 220V, 50Hz, RC 2.5 µF, ePTC consumption incl., static cooling

Evap. temp. in °C	-45	-40	-35	-30	-25	-23.3	-20	-15	-10	-6.7	-5	0	5	7.2	10	15	20
Capacity in W			51.0	71.0	95.0	104	124	158	198								
Power cons. in W			43.2	52.9	63.0	65.9	72.4	83.0	94.0								
Current cons. in A			0.19	0.24	0.32	0.30	0.33	0.38	0.43								
COP in W/W			1.18	1.34	1.52	1.58	1.71	1.91	2.12								

ASHRAE LBP 220V, 50Hz, RC 2.5 µF, ePTC consumption incl., static cooling

Evap. temp. in °C	-45	-40	-35	-30	-25	-23.3	-20	-15	-10	-6.7	-5	0	5	7.2	10	15	20
Capacity in W			62.5	87.0	116	127	151	193	242								
Power cons. in W			43.3	52.9	62.4	66.0	72.2	82.0	93.0								
Current cons. in A			0.20	0.24	0.28	0.32	0.33	0.38	0.43								
COP in W/W			1.44	1.64	1.86	1.93	2.10	2.34	2.60								



Accessories for	NLU8.0KK.1	Figure	Code number	Test conditions	EN 12900/ CECOMAF	ASHRAE LBP
PTC starting device	6.3 mm spade connectors	a1	-	Condensing temperature	55°C	54.4°C
	4.8 mm spade connectors		103N0021	Ambient temperature	32°C	32°C
ePTC starting device	4.8 mm spade connectors		103N0055	Suction gas temperature	32°C	32°C
Cover		b	103N2010	Liquid temperature	no subcooling	32°C
Run capacitor 2.5 µF (compulsory)	6.3 mm spade connectors	e	-	Mounting accessories		
	4.8 mm spade connectors		117-7139	Code number		
Cord relief		d	103N1010	Bolt joint for one comp.	Ø: 16 mm	118-1917
Protection screen for PTC		g	103N0476	Bolt joint in quantities	Ø: 16 mm	118-1918
				Snap-on in quantities	Ø: 16 mm	118-1919

Secop accepts no responsibility for possible errors in catalogs, brochures, and other printed material. Secop reserves the right to alter its products without notice. This also applies to products already on order provided that such alterations can be made without consequential changes being necessary to specifications already agreed. All trademarks in this material are the property of the respective companies. Secop and the Secop logotype are trademarks of Secop GmbH. All rights reserved. www.secop.com