

SC12CL LBP Compressor R404A/R507 115V 60Hz

General

Code number	104L1603
Approvals	UL984
Compressors on pallet	80

Application

Application	LBP	
Frequency	Hz	50 60
Evaporating temperature	°F	- -40 to 10
Voltage range	V	- 103 - 127
Max. condensing temperature continuous (short)	°F	- 131 (140)
Max. winding temperature continuous (short)	°F	- 257 (275)

Cooling requirements

Frequency	Hz	50			60		
Application		LBP	MBP	HBP	LBP	MBP	HBP
90°F		-	-	-	F ₂	-	-
100°F		-	-	-	F ₂	-	-
110°F		-	-	-	F ₂	-	-
Remarks on application:							

Motor

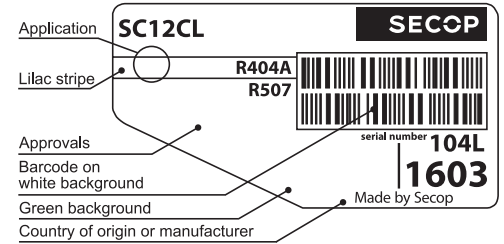
Motor type	CSIR		
LRA (rated after 4 sec. UL984), HST LST	A	41.9	-
Cut in Current, HST LST	A	41.9	-
Resistance, main start winding (77°F)	Ω	1.0	4.3

Design

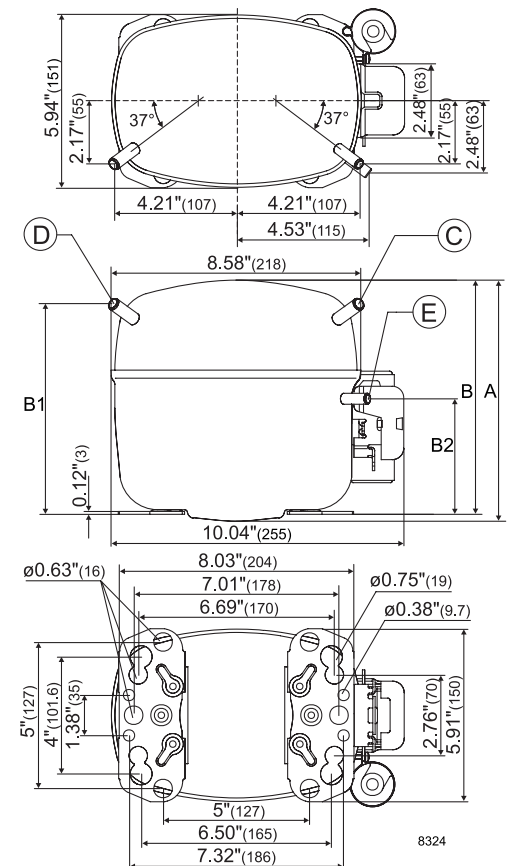
Displacement	cu.in	0.78
Oil quantity (type)	fl.oz.	16.9 (polyolester)
Maximum refrigerant charge	oz.	45.8
Free gas volume in compressor	fl.oz.	51.1
Weight without electrical equipment	lbs.	27.7

Dimensions

Height	inch	A	8.23
		B	8.00
		B1	7.20
		B2	3.93
Suction connector	location, I.D. in. angle	C	0.320-0.327 37°
	material comment		Copper Rubber plug
Process connector	location, I.D. in. angle	D	0.252-0.259 37°
	material comment		Copper Rubber plug
Discharge connector	location, I.D. in. angle	E	0.252-0.259 37°
	material comment		Copper Rubber plug
Oil cooler connector	location, I.D. in. angle	F	-
	material comment		-
Remarks:			



- S = Static cooling normally sufficient
- O = Oil cooling
- F₁ = Fan cooling 1.5 m/s (compressor compartment temperature equal to ambient temperature)
- F₂ = Fan cooling 3.0 m/s necessary
- SG = Suction gas cooling normally sufficient
- = not applicable in this area



ASHRAE LBP

115V, 60Hz, fan cooling F₂

Evap. temp. in °F	-49	-40	-30	-20	-13	-10	0	10	14	20	30	40	41	45	50	59	68
Capacity in BTU/h		143	842	1577	2127	2374	3255	4246									
Power cons. in W		212	374	510	595	629	739	848									
Current cons. in A		4.92	5.44	6.08	6.60	6.84	7.73	8.74									
EER in BTU/Wh		0.68	2.25	3.09	3.58	3.77	4.40	5.01									

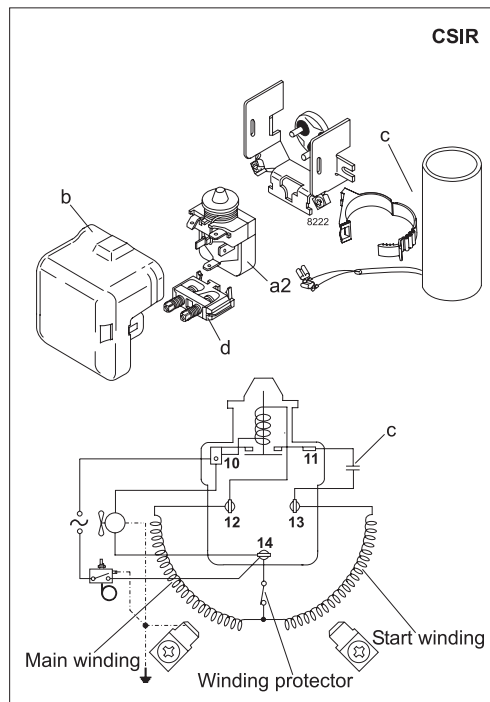
ASHRAE LBP*

115V, 60Hz, fan cooling F₂

Evap. temp. in °F	-49	-40	-30	-20	-13	-10	0	10	14	20	30	40	41	45	50	59	68
Capacity in BTU/h		648	1229	1871	2366	2592	3414	4356									
Power cons. in W		322	436	535	599	627	720	822									
Current cons. in A		5.32	5.69	6.17	6.59	6.78	7.52	8.38									
EER in BTU/Wh		2.01	2.82	3.50	3.95	4.14	4.74	5.30									

EN 12900 Household (CECOMAF)* 115V, 60Hz, fan cooling F₂

Evap. temp. in °F	-49	-40	-30	-20	-13	-10	0	10	14	20	30	40	41	45	50	59	68
Capacity in W		146	297	463	590	648	857	1095									
Power cons. in W		308	429	533	600	628	723	826									
Current cons. in A		5.26	5.64	6.15	6.58	6.79	7.55	8.43									
COP in W/W		0.48	0.69	0.87	0.98	1.03	1.18	1.33									



Accessories for	SC12CL	Figure	Code number
PTC starting device	1/4 in. spade connect.	-	-
	3/16 in. spade connect.		-
Starting relay	1/4 in. spade connect.	a2	117U6020
Cover		b	103N2008
Start. capacitor 240 µF	1/4 in. spade connect.	c	117U5023
Cord relief		d	103N1004
Protection screen for PTC		-	-

Test conditions	ASHRAE LBP	ASHRAE LBP*	EN 12900/CECOMAF*
Condensing temp.	130°F	110°F	113°F
Ambient temperature	90°F	90°F	90°F
Suction gas temp.	90°F	90°F	90°F
Liquid temperature	90°F	90°F	no subcooling

Mounting accessories	Code number	
Bolt joint for one comp.	Ø: 5/8 in.	118-1917
Bolt joint in quantities	Ø: 5/8 in.	118-1918
Snap-on in quantities	Ø: 5/8 in.	118-1919

Secop accepts no responsibility for possible errors in catalogs, brochures, and other printed material. Secop reserves the right to alter its products without notice. This also applies to products already on order provided that such alterations can be made without consequential changes being necessary to specifications already agreed. All trademarks in this material are the property of the respective companies. Secop and the Secop logotype are trademarks of Secop GmbH. All rights reserved. www.secop.com