

SC18CLX.2 LBP Compressor R404A/R507 115V 60Hz

General

Code number	104L2190
Approvals	UL984
Compressors on pallet	60

Application

Application	LBP			
Frequency	Hz	50	60	
Evaporating temperature	°F	-	-49 to 14	
Voltage range	V	-	103 - 127	
Max. condensing temperature continuous (short)	°F	-	131 (140)	
Max. winding temperature continuous (short)	°F	-	257 (275)	

Cooling requirements

Frequency	Hz	50			60		
Application		LBP	MBP	HBP	LBP	MBP	HBP
90°F		-	-	-	F ₂	-	-
100°F		-	-	-	F ₂	-	-
110°F		-	-	-	F ₂	-	-
Remarks on application:							

Motor


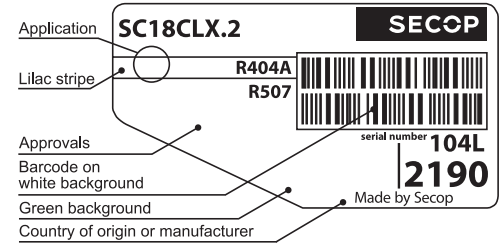
Motor type	CSR		
LRA (rated after 4 sec. UL984), HST LST	A	63.0	-
Cut in Current, HST LST	A	63.0	-
Resistance, main start winding (77°F)	Ω	0.6	3.2

Design

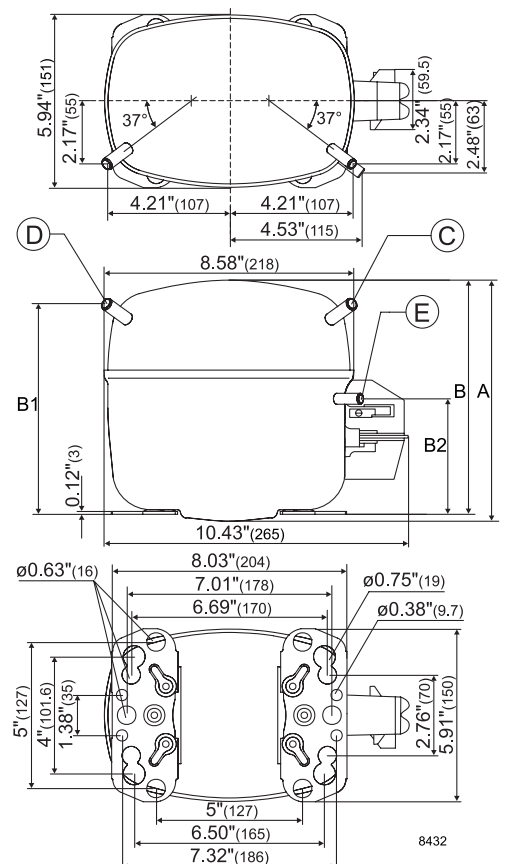
Displacement	cu.in	1.08
Oil quantity (type)	fl.oz.	18.6 (polyolester)
Maximum refrigerant charge	oz.	45.5
Free gas volume in compressor	fl.oz.	49.4
Weight without electrical equipment	lbs.	30.9

Dimensions

Height	inch	A	8.62
		B	8.39
		B1	7.60
		B2	4.33
Suction connector	location, I.D. in. angle	C	0.378-0.385 37°
	material comment		Copper Rubber plug
Process connector	location, I.D. in. angle	D	0.252-0.259 37°
	material comment		Copper Rubber plug
Discharge connector	location, I.D. in. angle	E	0.252-0.259 37°
	material comment		Copper Rubber plug
Oil cooler connector	location, I.D. in. angle	F	-
	material comment		-
Remarks: Large Fusite®			



- S = Static cooling normally sufficient
- O = Oil cooling
- F₁ = Fan cooling 1.5 m/s (compressor compartment temperature equal to ambient temperature)
- F₂ = Fan cooling 3.0 m/s necessary
- SG = Suction gas cooling normally sufficient
- = not applicable in this area



ASHRAE LBP

115V, 60Hz, fan cooling F₂

Evap. temp. in °F	-49	-40	-30	-20	-13	-10	0	10	14	20	30	40	41	45	50	59	68
Capacity in BTU/h		739	1810	2755	3386	3656	4598	5663	6143								
Power cons. in W		408	565	700	784	818	924	1024	1064								
Current cons. in A		6.66	7.44	8.22	8.76	8.99	9.75	10.51	10.81								
EER in BTU/Wh		1.81	3.20	3.93	4.32	4.47	4.97	5.53	5.77								

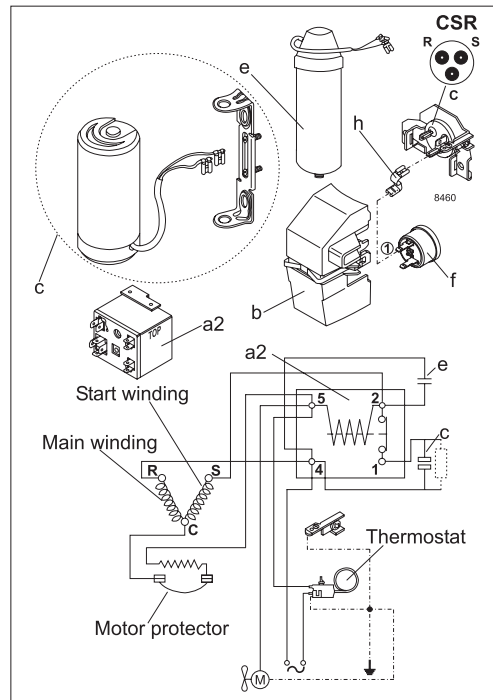
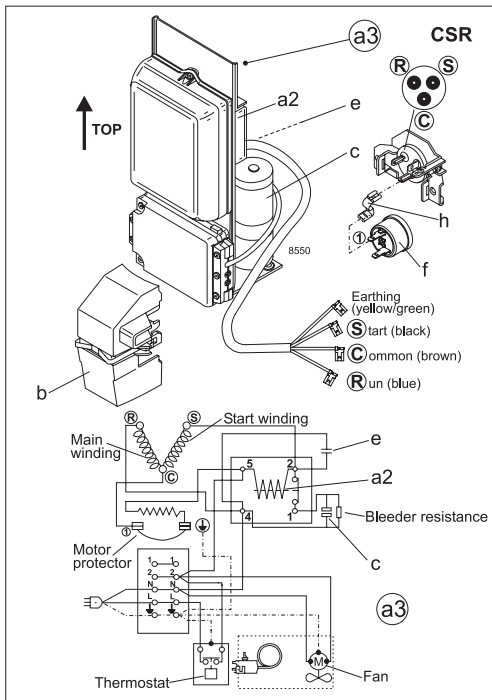
ASHRAE LBP*

115V, 60Hz, fan cooling F₂

Evap. temp. in °F	-49	-40	-30	-20	-13	-10	0	10	14	20	30	40	41	45	50	59	68
Capacity in BTU/h		1368	2199	3013	3611	3881	4874	6062	6609								
Power cons. in W		467	593	700	768	795	883	970	1005								
Current cons. in A		6.89	7.55	8.20	8.65	8.84	9.48	10.11	10.37								
EER in BTU/Wh		2.93	3.71	4.30	4.70	4.88	5.52	6.25	6.57								

EN 12900 Household (CECOMAF)* 115V, 60Hz, fan cooling F₂

Evap. temp. in °F	-49	-40	-30	-20	-13	-10	0	10	14	20	30	40	41	45	50	59	68
Capacity in BTU/h		1114	1856	2570	3086	3318	4162	5163	5621								
Power cons. in W		458	589	701	771	799	890	979	1015								
Current cons. in A		6.86	7.54	8.21	8.67	8.87	9.53	10.18	10.44								
EER in BTU/Wh		2.43	3.15	3.67	4.00	4.15	4.68	5.28	5.54								



Accessories for	SC18CLX.2	Figure	Code number
Starting device assembly			
CSR	23.6 in. cable length	a3	117-7045
CSIR	23.6 in. cable length		-
Starting device components			
Starting relay	1/4 in. spade connect.	a2	117-7441
Start. capacitor 410 µF	1/4 in. spade connect.	c	117U5043
Run capacitor 23.5 µF	1/4 in. spade connect.	e	117-7114
Cover		b	117U1021 *)
Protector		f	117U3212 *)
Protector holder		h	117U0439 *)
*) Remarks: Cover, protector, protector holder parts of compressor			

Test conditions	ASHRAE LBP	ASHRAE LBP*	EN 12900/CECOMAF*
Condensing temp.	130°F	110°F	113°F
Ambient temperature	90°F	90°F	90°F
Suction gas temp.	90°F	90°F	90°F
Liquid temperature	90°F	90°F	no subcooling

Mounting accessories	Code number
Bolt joint for one comp.	Ø: 5/8 in. 118-1917
Bolt joint in quantities	Ø: 5/8 in. 118-1918
Snap-on in quantities	Ø: 5/8 in. 118-1919

Secop accepts no responsibility for possible errors in catalogs, brochures, and other printed material. Secop reserves the right to alter its products without notice. This also applies to products already on order provided that such alterations can be made without substantial changes being necessary to specifications already agreed. All trademarks in this material are the property of the respective companies. Secop and the Secop logotype are trademarks of Secop GmbH. All rights reserved. www.secop.com