

## SC18MLX.3 MBP Compressor R404A/R507 220-240V 50Hz

### General

Code number	104L2146
Approvals	EN 60335-2-34
Compressors on pallet	80

### Application

Application	MBP		
Frequency	Hz	50	60
Evaporating temperature	°C	-23.3 to 7.2	-
Voltage range	V	198 - 254	-
Max. condensing temperature continuous (short)	°C	50 (60)	-
Max. winding temperature continuous (short)	°C	125 (135)	-

### Cooling requirements

Frequency	Hz	50			60		
Application		LBP	MBP	HBP	LBP	MBP	HBP
32°C		-	F <sub>2</sub>	-	-	-	-
38°C		-	F <sub>2</sub>	-	-	-	-
43°C		-	-	-	-	-	-
Remarks on application:							

### Motor

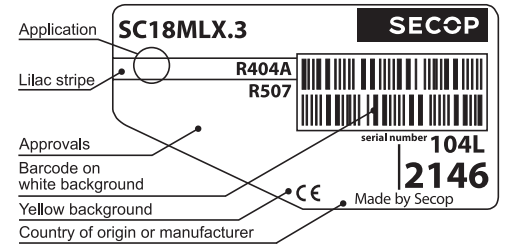
Motor type	CSR		
LRA (rated after 4 sec. UL984), HST   LST	A	23.6	-
Cut in Current, HST   LST	A	23.6	-
Resistance, main   start winding (25°C)	Ω	3.4	14.4

### Design

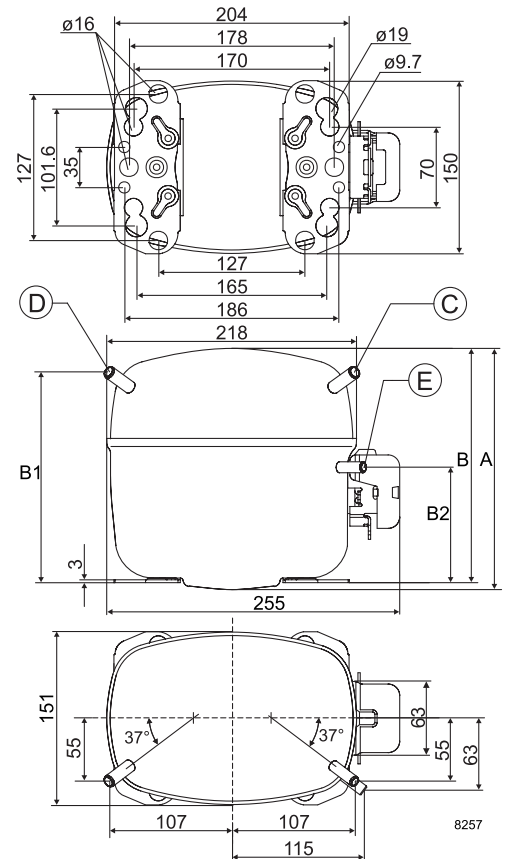
Displacement	cm <sup>3</sup>	17.68
Oil quantity (type)	cm <sup>3</sup>	600 (polyolester)
Maximum refrigerant charge	g	1300
Free gas volume in compressor	cm <sup>3</sup>	1460
Weight without electrical equipment	kg	14.0

### Dimensions

Height	mm	A	219
		B	213
		B1	193
		B2	110
Suction connector	location/I.D. mm   angle	C	10.2   37°
	material   comment	Copper   Rubber plug	
Process connector	location/I.D. mm   angle	D	6.2   37°
	material   comment	Copper   Rubber plug	
Discharge connector	location/I.D. mm   angle	E	6.2   37°
	material   comment	Copper   Rubber plug	
Oil cooler connector	location/I.D. mm   angle	F	-
	material   comment	-	
Connector tolerance	I.D. mm	±0.09	
Remarks:			



- S = Static cooling normally sufficient
- O = Oil cooling
- F<sub>1</sub> = Fan cooling 1.5 m/s  
(compressor compartment temperature equal to ambient temperature)
- F<sub>2</sub> = Fan cooling 3.0 m/s necessary
- SG = Suction gas cooling normally sufficient
- = not applicable in this area

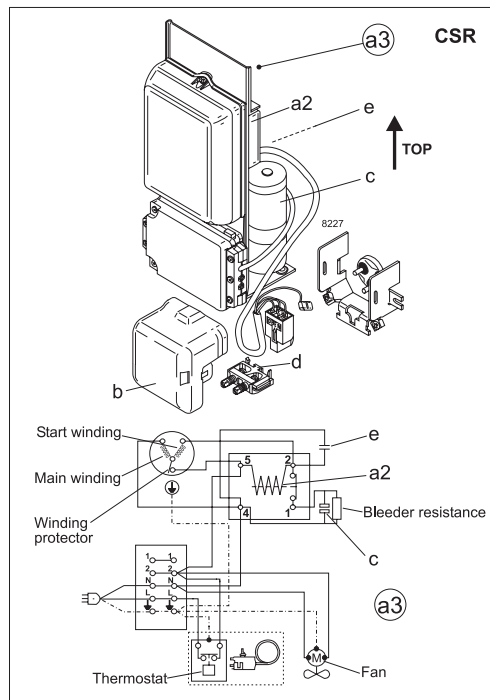


**EN 12900 Household (CECOMAF)** 220V, 50Hz, fan cooling F<sub>2</sub>

Evap. temp. in °C	-45	-40	-35	-30	-25	-23.3	-20	-15	-10	-6.7	-5	0	5	7.2	10	15	20
Capacity in W						876	1018	1266	1557	1779	1898	2292	2743	2964			
Power cons. in W						677	727	803	878	928	952	1025	1096	1127			
Current cons. in A						3.80	4.00	4.20	4.40	4.60	4.60	4.90	5.12	5.20			
COP in W/W						1.29	1.40	1.58	1.77	1.92	1.99	2.24	2.50	2.63			

**ASHRAE MBP** 220V, 50Hz, fan cooling F<sub>2</sub>

Evap. temp. in °C	-45	-40	-35	-30	-25	-23.3	-20	-15	-10	-6.7	-5	0	5	7.2	10	15	20
Capacity in W						816	947	1178	1454	1665	1780	2162	2606	2825			
Power cons. in W						716	773	861	949	1008	1038	1126	1215	1254			
Current cons. in A						3.76	3.92	4.17	4.43	4.61	4.70	4.99	5.28	5.42			
COP in W/W						1.14	1.22	1.37	1.53	1.65	1.72	1.92	2.15	2.25			



Accessories for	SC18MLX.3	Figure	Code number
Starting device	550 mm cable length	a3	117-7027
	650 mm cable length		117-7046
	1000 mm cable length		117-7040
Cover		b	103N2009
Starting relay	6.3 mm spade connectors	a2	Components of starting device
Start. capacitor 80 µF	6.3 mm spade connectors	c	
Run capacitor 10 µF	6.3 mm spade connectors	e	
Cord relief		d	103N1004

Test conditions	EN 12900/CECOMAF	ASHRAE MBP
Condensing temperature	45°C	54.4°C
Ambient temperature	32°C	35°C
Suction gas temperature	32°C	35°C
Liquid temperature	no subcooling	46.1°C

Mounting accessories	Code number	
Bolt joint for one comp.	Ø: 16 mm	118-1917
Bolt joint in quantities	Ø: 16 mm	118-1918
Snap-on in quantities	Ø: 16 mm	118-1919

Nidec GA Compressors accepts no responsibility for possible errors in catalogs, brochures, and other printed material. Nidec GA Compressors reserves the right to alter its products without notice. This also applies to products already on order provided that such alterations can be made without consequential changes being necessary to specifications already agreed. All trademarks in this material are the property of the respective companies. Secop and the Secop logotype are trademarks of Nidec Global Appliance Germany GmbH. All rights reserved. [www.secop.com](http://www.secop.com)