

SC21CL LBP Compressor R404A/R507 220-240V 50Hz

General

Code number	104L2329
Approvals	EN 60335-2-34, CCC
Compressors on pallet	80

Application

Application	LBP		
Frequency	Hz	50	60
Evaporating temperature	°C	-45 to -10	-
Voltage range	V	198 - 254	-
Max. condensing temperature continuous (short)	°C	55 (60)	-
Max. winding temperature continuous (short)	°C	125 (135)	-

Cooling requirements

Frequency	Hz	50			60		
Application		LBP	MBP	HBP	LBP	MBP	HBP
32°C		F ₂	-	-	-	-	-
38°C		F ₂	-	-	-	-	-
43°C		-	-	-	-	-	-
Remarks on application:							

Motor

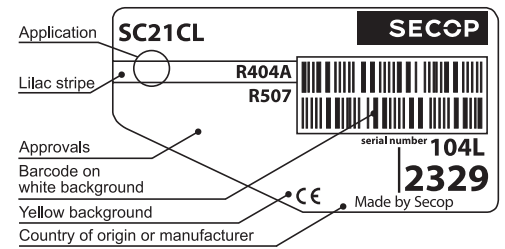
Motor type	CSR		
LRA (rated after 4 sec. UL984), HST LST	A	23.4	-
Cut in Current, HST LST	A	23.4	-
Resistance, main start winding (25°C)	Ω	3.4	14.4

Design

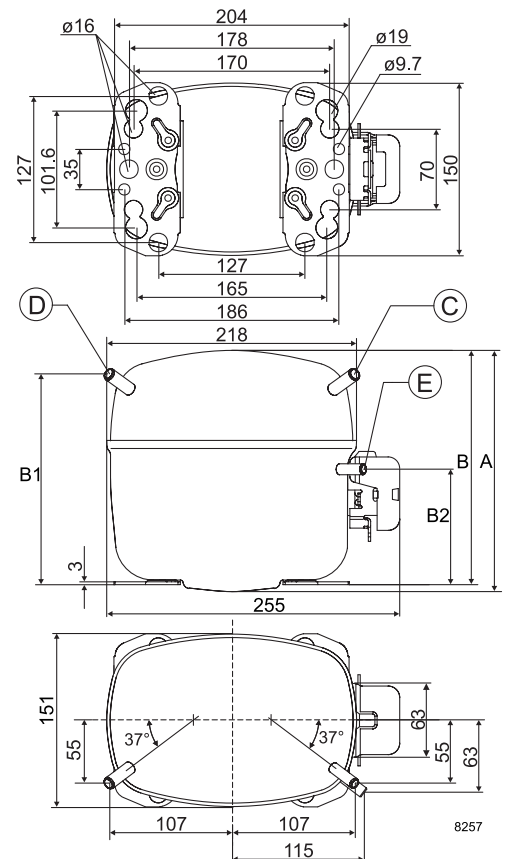
Displacement	cm ³	20.95
Oil quantity (type)	cm ³	550 (polyolester)
Maximum refrigerant charge	g	1300
Free gas volume in compressor	cm ³	1460
Weight without electrical equipment	kg	14.0

Dimensions

Height	mm	A	219
		B	213
		B1	193
		B2	110
Suction connector	location/I.D. mm angle	C	9.7 37°
	material comment		Copper Rubber plug
Process connector	location/I.D. mm angle	D	6.5 37°
	material comment		Copper Rubber plug
Discharge connector	location/I.D. mm angle	E	6.5 37°
	material comment		Copper Rubber plug
Oil cooler connector	location/I.D. mm angle	F	-
	material comment		-
Connector tolerance	I.D. mm		±0.09
Remarks:			



- S = Static cooling normally sufficient
- O = Oil cooling
- F₁ = Fan cooling 1.5 m/s (compressor compartment temperature equal to ambient temperature)
- F₂ = Fan cooling 3.0 m/s necessary
- SG = Suction gas cooling normally sufficient
- = not applicable in this area

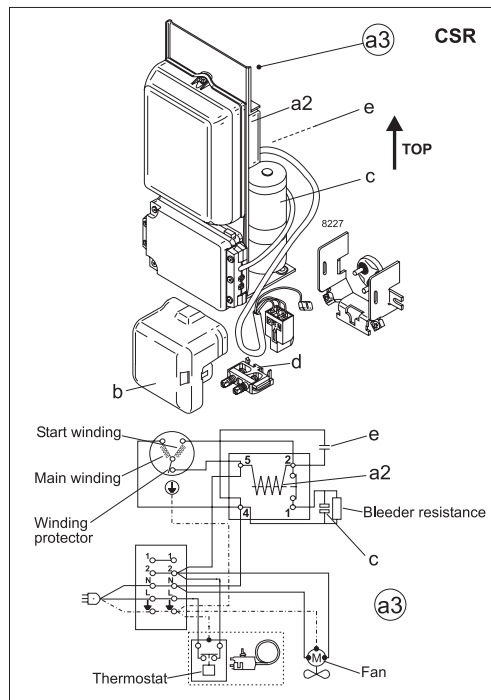


EN 12900 Household (CECOMAF) 220V, 50Hz, fan cooling F₂

Evap. temp. in °C	-45	-40	-35	-30	-25	-23.3	-20	-15	-10	-6.7	-5	0	5	7.2	10	15	20
Capacity in W	226	325	455	617	813	887	1042	1306	1606								
Power cons. in W	400	462	534	615	702	733	795	891	989								
Current cons. in A	2.40	2.63	2.94	3.31	3.71	3.86	4.14	4.58	5.00								
COP in W/W	0.57	0.70	0.85	1.00	1.16	1.21	1.31	1.47	1.62								

ASHRAE LBP 220V, 50Hz, fan cooling F₂

Evap. temp. in °C	-45	-40	-35	-30	-25	-23.3	-20	-15	-10	-6.7	-5	0	5	7.2	10	15	20
Capacity in W	263	378	529	719	947	1033	1215	1524	1876								
Power cons. in W	400	462	534	615	702	733	795	891	989								
Current cons. in A	2.40	2.63	2.94	3.31	3.71	3.86	4.14	4.58	5.00								
COP in W/W	0.66	0.82	0.99	1.17	1.35	1.41	1.53	1.71	1.90								



Accessories for	SC21CL	Figure	Code number
Starting device	550 mm cable length	a3	117-7027
	650 mm cable length		117-7046
	1000 mm cable length		117-7040
Cover		b	103N2009
Starting relay	6.3 mm spade connectors	a2	Components of starting device
Start. capacitor 80 µF	6.3 mm spade connectors	c	
Run capacitor 10 µF	6.3 mm spade connectors	e	
Cord relief		d	103N1004

Test conditions	EN 12900/CECOMAF	ASHRAE LBP
Condensing temperature	45°C	45°C
Ambient temperature	32°C	32°C
Suction gas temperature	32°C	32°C
Liquid temperature	no subcooling	32°C

Mounting accessories		Code number
Bolt joint for one comp.	Ø: 16 mm	118-1917
Bolt joint in quantities	Ø: 16 mm	118-1918
Snap-on in quantities	Ø: 16 mm	118-1919

Secop accepts no responsibility for possible errors in catalogs, brochures, and other printed material. Secop reserves the right to alter its products without notice. This also applies to products already on order provided that such alterations can be made without subsequential changes being necessary to specifications already agreed. All trademarks in this material are the property of the respective companies. Secop and the Secop logotype are trademarks of Secop GmbH. All rights reserved. www.secop.com