

## HMK95AA KAPPA LBP Compressor High Efficiency R600a 220-240V 50Hz

### General

Code number	CDO00031
Approvals	EN 60335-2-34 w. Annex AA
Compressors on pallet	100

### Application

Application	LBP		
Frequency	Hz	50	60
Evaporating temperature	°C	-35 to -5	-
Voltage range	V	187 to 264	-
Max. condensing temperature continuous (short)	°C	60 (70)	-
Max. winding temperature continuous (short)	°C	130 (130)	-

### Cooling requirements

Frequency	Hz	50			60		
Application		LBP	MBP	HBP	LBP	MBP	HBP
32°C		S	-	-	-	-	-
38°C		S	-	-	-	-	-
43°C		S	-	-	-	-	-
Remarks on application:							

### Motor


Motor type	RSIR		
LRA (rated after 4 sec. UL984), HST   LST	A	-	4.15
Cut in Current, HST   LST	A	-	13.8
Resistance, main   start winding (25°C)	Ω	22.9	17.2

### Design

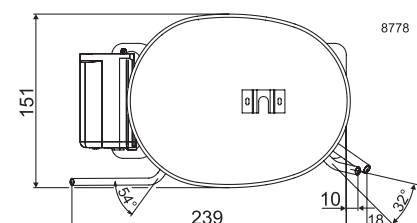
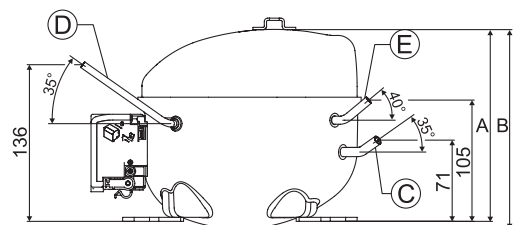
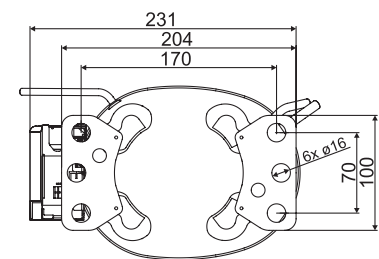
Displacement	cm <sup>3</sup>	9.60
Oil quantity (type)	cm <sup>3</sup>	165 (mineral)
Maximum refrigerant charge	g	150
Free gas volume in compressor	cm <sup>3</sup>	1500
Weight without electrical equipment	kg	7.90

### Dimensions

Height	mm	A	159.0
		B	165.5
Suction connector	location/I.D. mm   angle	C	6.15   35°
	material   comment		Copper   Rubber plug
Process connector	location/O.D. mm   angle	D	6.00   35°
	material   comment		Copper   Rubber plug
Discharge connector	location/I.D. mm   angle	E	5.15   40°
	material   comment		Copper   Rubber plug
Oil cooler connector	location/I.D. mm   angle	F	-
	material   comment		-
Connector tolerance	I.D. mm		±0.05
Remarks:			



- S = Static cooling normally sufficient
- O = Oil cooling
- F<sub>1</sub> = Fan cooling 1.5 m/s (compressor compartment temperature equal to ambient temperature)
- F<sub>2</sub> = Fan cooling 3.0 m/s necessary
- SG = Suction gas cooling normally sufficient
- = not applicable in this area



**EN 12900 Household**

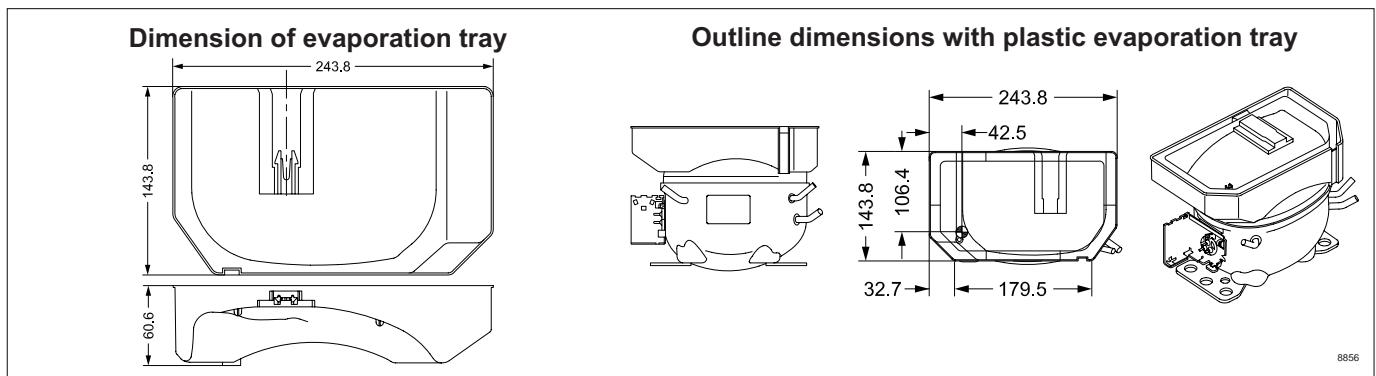
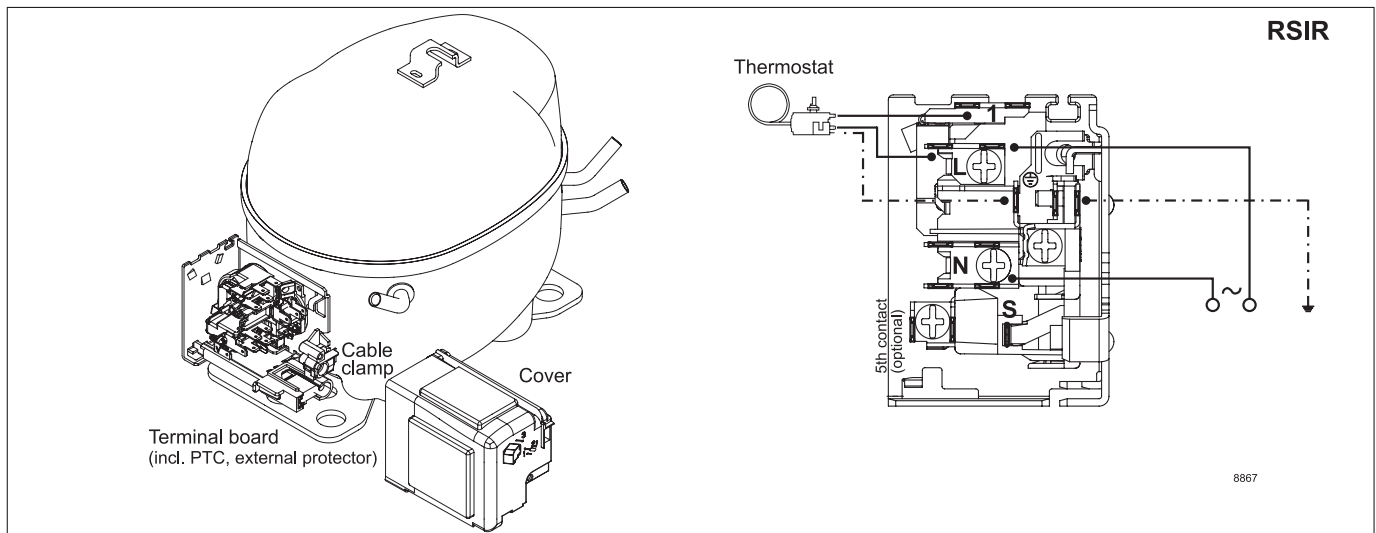
220V, 50Hz, PTC consumption incl., static cooling

Evap. temp. in °C	-45	-40	-35	-30	-25	-23.3	-20	-15	-10	-6.7	-5	0	5	7.2	10	15	20
Capacity in W			66.7	92.9	125	137	163	207	257	293	313						
Power cons. in W			78.9	91.4	105	110	120	135	151	161	167						
Current cons. in A			0.60	0.67	0.74	0.77	0.81	0.89	0.96	1.01	1.04						
COP in W/W			0.85	1.02	1.19	1.25	1.36	1.54	1.71	1.82	1.88						

**ASHRAE LBP**

220V, 50Hz, PTC consumption incl., static cooling

Evap. temp. in °C	-45	-40	-35	-30	-25	-23.3	-20	-15	-10	-6.7	-5	0	5	7.2	10	15	20
Capacity in W			81.0	113	152	167	199	252	313	357	381						
Power cons. in W			78.6	91.0	104	109	119	134	149	160	165						
Current cons. in A			0.60	0.67	0.74	0.76	0.81	0.88	0.96	1.01	1.03						
COP in W/W			1.03	1.24	1.46	1.53	1.67	1.88	2.10	2.24	2.31						



Accessories for	HMK95AA	Code number
Terminal board (incl. PTC and external protector)	4.8 mm or 6.3 mm spade connectors	ZAF5 / DAF5
Motor Protector	AE 18 FU x	F5
Cable clamp (screws not included)		113410_
Cover		157595_
Evaporation tray (optional)		113188_

Test conditions	EN 12900 Household	ASHRAE LBP
Condensing temperature	55°C	54.4°C
Ambient temperature	32°C	32.2°C
Suction gas temperature	32°C	32.2°C
Liquid temperature	no subcooling	32.2°C

All-in-one equipment, e.g. 4ZN	Code number
Cover / cable clamp + screws / earthing screw	16168000

Mounting accessories	Code number
on request, various options available	

Secop accepts no responsibility for possible errors in catalogs, brochures, and other printed material. Secop reserves the right to alter its products without notice. This also applies to products already on order provided that such alterations can be made without consequential changes being necessary to specifications already agreed. All trademarks in this material are the property of the respective companies. Secop and the Secop logotype are trademarks of Secop GmbH. All rights reserved. [www.secop.com](http://www.secop.com)