

HTD30AG DELTA LBP Compressor Top Efficiency R600a 220-240V 50Hz, 208-230V 60Hz

General

Code number (pre-assembled RSIR start equipment)	CDO00118
Approvals	EN 60335-2-34 w. Annex AA
Compressors on pallet	168

Application

Application	LBP		
Frequency	Hz	50	60
Evaporating temperature	°C	-35 to -5	-35 to -5
Voltage range	V	187 to 264	198 to 254
Max. condensing temperature continuous (short)	°C	60 (70)	60 (70)
Max. winding temperature continuous (short)	°C	120 (130)	120 (130)

Cooling requirements

Frequency	Hz	50			60		
Application		LBP	MBP	HBP	LBP	MBP	HBP
32°C		S	-	-	S	-	-
38°C		S	-	-	S	-	-
43°C		S	-	-	S	-	-
Remarks on application:							

Motor

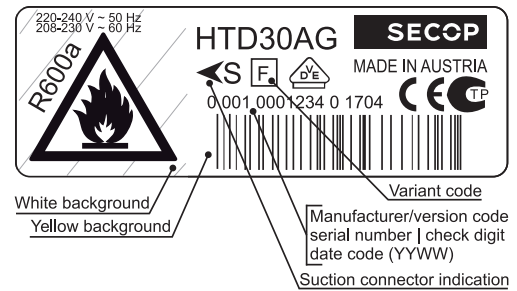
Motor type	RSCR/RSIR		
LRA (rated after 4 sec. UL984), HST LST	A	-	1.5
Cut in Current, HST LST	A	-	4.5
Resistance, main start winding (25°C)	Ω	65	43

Design

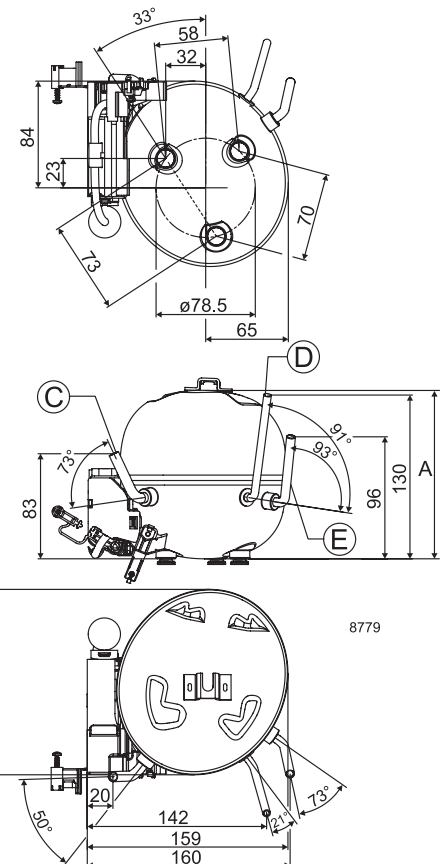
Displacement	cm ³	3.0
Oil quantity (type)	cm ³	84 (mineral)
Maximum refrigerant charge	g	150
Free gas volume in compressor	cm ³	837
Weight without electrical equipment	kg	3.6

Dimensions

Height	mm	A	133
		B	-
Suction connector	location/I.D. mm angle	C	6.2 73°
	material comment		Copper Rubber plug
Process connector	location/O.D. mm angle	D	6.0 91°
	material comment		Copper Rubber plug
Discharge connector	location/I.D. mm angle	E	5.0 93°
	material comment		Cu-plated steel Rubber plug
Oil cooler connector	location/I.D. mm angle	F	-
	material comment		-
Connector tolerance	I.D. mm		±0.1
Remarks:			



- S = Static cooling normally sufficient
- O = Oil cooling
- F₁ = Fan cooling 1.5 m/s
(compressor compartment temperature equal to ambient temperature)
- F₂ = Fan cooling 3.0 m/s necessary
- SG = Suction gas cooling normally sufficient
- = not applicable in this area



CECOMAF LBP

220V, 50Hz, PTC consumption incl., static cooling

Evap. temp. in °C	-45	-40	-35	-30	-25	-23.3	-20	-15	-10	-6.7	-5	0	5	7.2	10	15	20
Capacity in W			18.6	28.9	40.8	45.2	54.6	70.8	89.5	103	111						
Power cons. in W			23.4	26.8	29.7	30.7	32.6	35.6	39	41.6	43.1						
Current cons. in A			0.13	0.14	0.16	0.16	0.17	0.18	0.20	0.21	0.21						
COP in W/W			0.80	1.08	1.37	1.47	1.68	1.99	2.29	2.48	2.58						

ASHRAE LBP

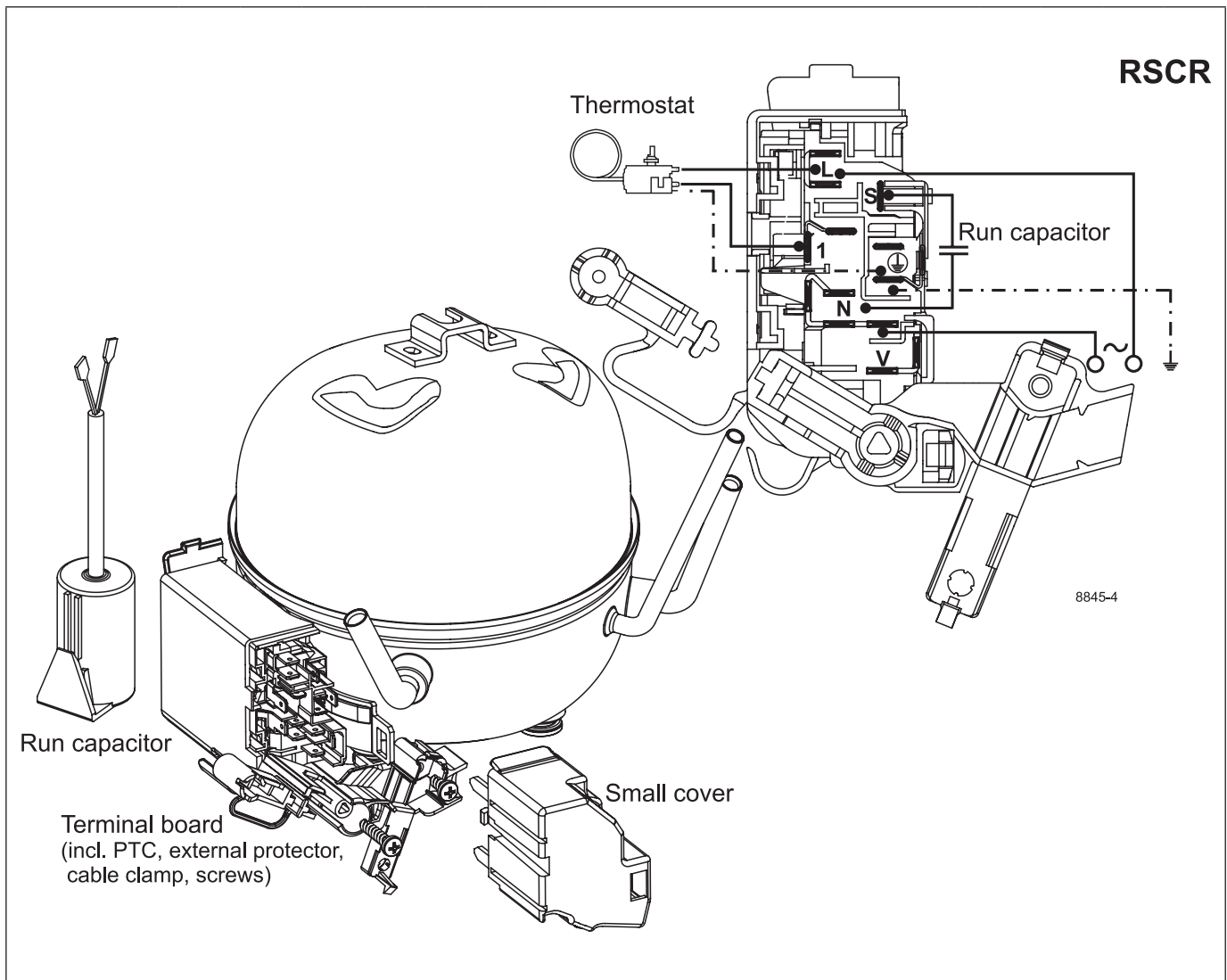
220V, 50Hz, PTC consumption incl., static cooling

Evap. temp. in °C	-45	-40	-35	-30	-25	-23.3	-20	-15	-10	-6.7	-5	0	5	7.2	10	15	20
Capacity in W			20.7	32	45.2	50.2	60.6	78.5	99.3	115	123						
Power cons. in W			23.4	26.7	29.7	30.7	32.6	35.6	39	41.6	43.1						
Current cons. in A			0.13	0.14	0.16	0.16	0.17	0.18	0.20	0.21	0.21						
COP in W/W			0.88	1.20	1.52	1.63	1.86	2.21	2.55	2.76	2.86						

ASHRAE LBP

220V, 50Hz, RC 2.0µF, PTC consumption incl., static cooling

Evap. temp. in °C	-45	-40	-35	-30	-25	-23.3	-20	-15	-10	-6.7	-5	0	5	7.2	10	15	20
Capacity in W			20.7	32.1	45.3	50.3	60.7	78.7	99.5	115	124						
Power cons. in W			22.5	25.7	28.5	29.4	31.3	34.2	37.4	39.9	41.3						
Current cons. in A			0.12	0.14	0.15	0.15	0.16	0.17	0.19	0.20	0.21						
COP in W/W			0.92	1.25	1.59	1.71	1.94	2.30	2.66	2.88	2.99						



CECOMAF LBP

220V, 60Hz, PTC consumption incl., static cooling

Evap. temp. in °C	-45	-40	-35	-30	-25	-23.3	-20	-15	-10	-6.7	-5	0	5	7.2	10	15	20
Capacity in W			21.5	33.3	47.1	52.2	63.1	81.7	103	119	128						
Power cons. in W			28.1	32.1	35.7	36.9	39.2	42.8	46.9	50	51.8						
Current cons. in A			0.15	0.17	0.19	0.19	0.20	0.22	0.24	0.25	0.26						
COP in W/W			0.76	1.04	1.32	1.42	1.61	1.91	2.20	2.39	2.48						

ASHRAE LBP

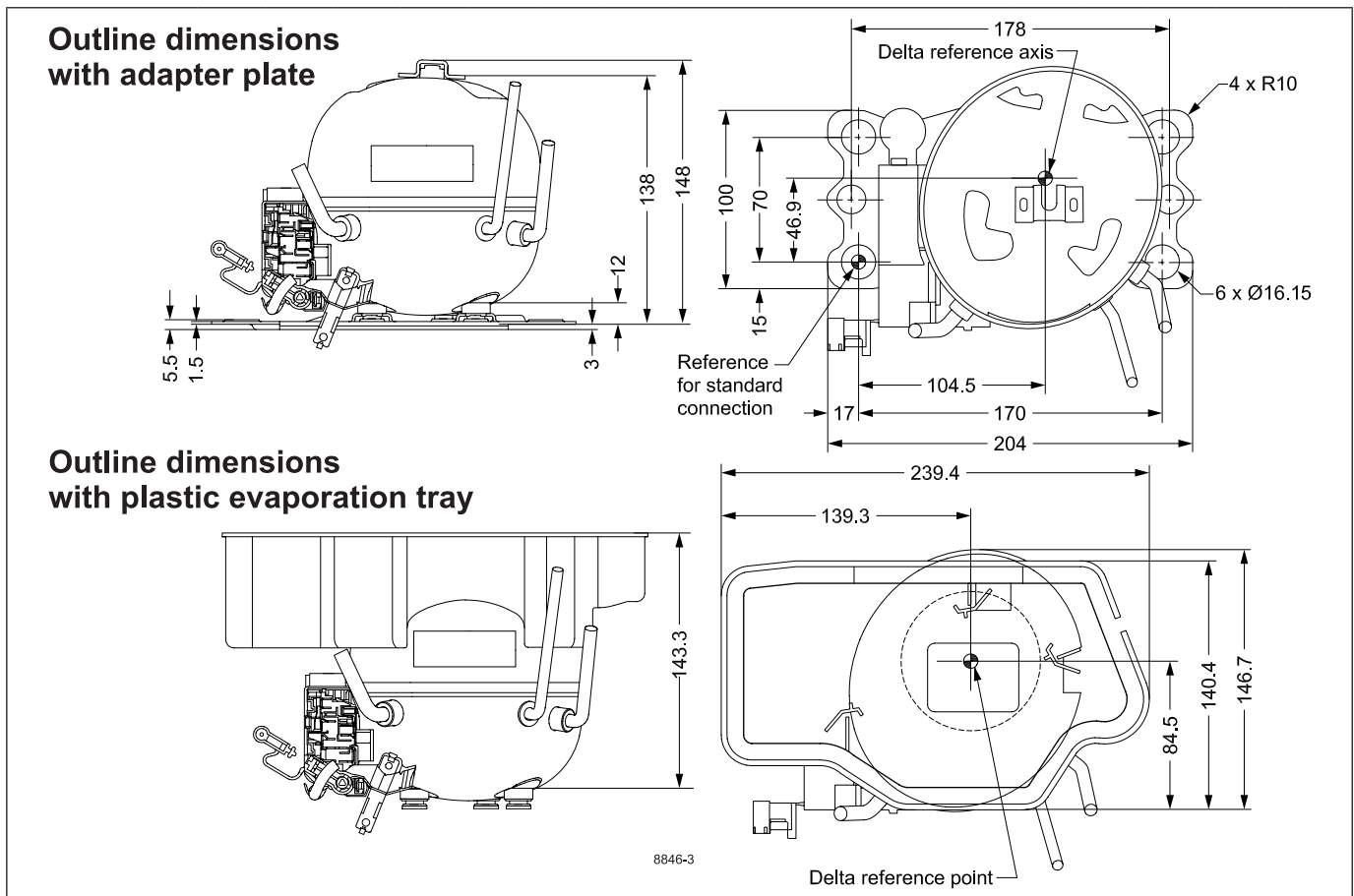
220V, 60Hz, PTC consumption incl., static cooling

Evap. temp. in °C	-45	-40	-35	-30	-25	-23.3	-20	-15	-10	-6.7	-5	0	5	7.2	10	15	20
Capacity in W			23.9	37.0	52.2	57.9	69.9	90.6	115	133	142						
Power cons. in W			28.1	32.1	35.7	36.9	39.1	42.8	46.9	50	51.8						
Current cons. in A			0.15	0.17	0.19	0.19	0.20	0.22	0.24	0.25	0.26						
COP in W/W			0.85	1.15	1.46	1.57	1.79	2.12	2.45	2.65	2.75						

ASHRAE LBP

220V, 60Hz, RC 2.0µF, PTC consumption incl., static cooling

Evap. temp. in °C	-45	-40	-35	-30	-25	-23.3	-20	-15	-10	-6.7	-5	0	5	7.2	10	15	20
Capacity in W			23.9	37.1	52.4	58.1	70.2	91.0	115	133	143						
Power cons. in W			27.0	30.8	34.2	35.4	37.6	41.0	45.0	48.0	49.7						
Current cons. in A			0.15	0.16	0.18	0.18	0.19	0.21	0.23	0.24	0.25						
COP in W/W			0.89	1.20	1.53	1.64	1.87	2.22	2.56	2.77	2.88						



Accessories for	HTD30AG	Code number
Run capacitor (optional)	4.8 mm spade connectors	2.0 µF
Small cover (compulsory, delivered separately)		160943_
Adapter plate		157008_
Evaporator tray		162531_

Test conditions	CECOMAF LBP	ASHRAE LBP
Condensing temperature	45°C	45°C
Ambient temperature	32°C	32.2°C
Suction gas temperature	32°C	32.2°C
Liquid temperature	no subcooling	32.2°C

Spare parts for	HTD30AG	Code number
Terminal board (incl. PTC, external protector, cable clamp, screws)	4.8 mm spade connectors	BN E6
Motor protector	AE88AHM	E6

Mounting accessories (for adapter plate)	Code number
Bolt joint for one comp.	Ø: 16 mm 118-1917
Bolt joint in quantities	Ø: 16 mm 118-1918
Snap-on in quantities	Ø: 16 mm 118-1919

Secop accepts no responsibility for possible errors in catalogs, brochures, and other printed material. Secop reserves the right to alter its products without notice. This also applies to products already on order provided that such alterations can be made without consequential changes being necessary to specifications already agreed. All trademarks in this material are the property of the respective companies. Secop and the Secop logotype are trademarks of Secop GmbH. All rights reserved. www.secop.com