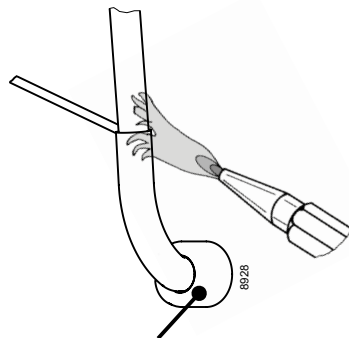


Brazing on BD Nano Discharge Connector (BDN45F, BDN50K, BDN45F-A, BDN50K-A, MB3CKV, and BDN-EV)

Secop BDN45F/-A, BDN50K/-A, MB3CKV, BDN-EV compressors use a special discharge connector element (see figure 2) that is directly connected to the discharge tube to optimize energy consumption. This element is made from plastic and sensitive to high heat exposure.

When brazing a tube into the discharge connector (see figure 1) please ensure that the area with the discharge connector element never exceeds 150°C / 302°F. Don't heat up the bottom of the connector directly.



**! max. 150°C/302°F !
at socket**
brazing solder: silver with flux

Use a fork burner (see figure 3) and/or a damp cloth, if necessary. A protective plate can also serve to protect the discharge connector element from direct heat from a flame. Do not braze longer than 10 seconds and wait for 5 minutes for the next soldering attempt.

Further information:
Product Bulletin – Brazing Technique for Compressor Connectors (DES.N.600.A1.02)



Fig.1 BDN45F discharge connector

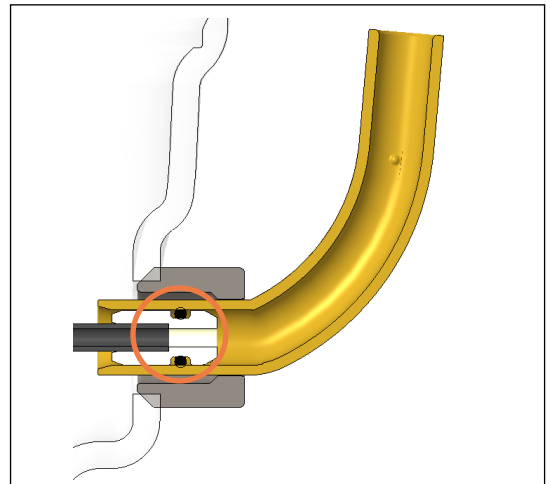


Fig.2 Discharge connector element

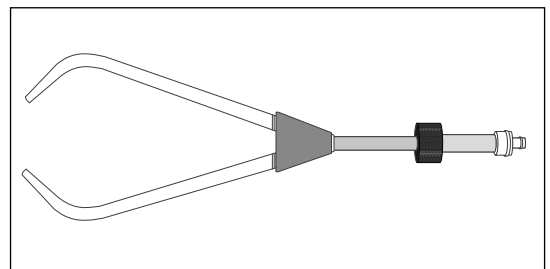


Fig.3 Fork burner